

Ashmore SICAV Emerging Markets Corporate Debt Fund Retail GBP

Categoria Morningstar™

Category_EUCA001027

Benchmark Morningstar

Morningstar Emerging Markets Corporate

Bond 10% China Capped GR Hedged GBP

Usato nel Report

Benchmark Dichiarato

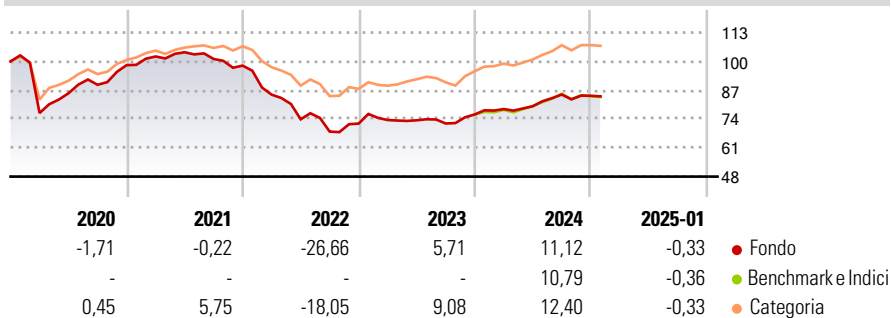
JPM CEMBI Broad Diversified TR USD

Morningstar Rating™

★

Obiettivo d'Investimento Dichiarato

The Sub-Fund will mainly seek to access the returns available from Emerging Market transferable debt securities and other instruments, with a particular focus on the public sector and private sector corporates, denominated in US Dollars and other major currencies as well as local currencies, including also investing in financial derivative instruments and related synthetic structures or products. The Sub-Fund is actively managed and references JP Morgan Corporate Emerging Market Bond Index Broad Diversified (the "Benchmark") as part of its investment process for the purpose of comparing its performance against that of the Benchmark. The Investment Manager has full discretion over the composition of the portfolio of the Sub-Fund. While the...

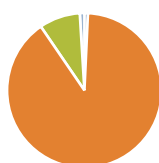
Rendimenti

Misure di Rischio

3Y Alpha	-3,14	3Y Sharpe Ratio	-0,54
3Y Beta	1,07	3Y Std Dev	11,40
3Y R-Squared	77,89	3Y Risk	+Med
3Y Info Ratio	-0,74	5Y Risk	Alto
3Y Tracking Error	4,69	10Y Risk	Alto

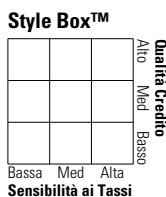
Basati su Morningstar Emerging Markets Corporate Bond 10% China Capped GR Hedged GBP (dove applicabile)

Rend. Cumulati %	Fondo	Bmk	Cat	Rendimenti Trimestrali %	Q1	Q2	Q3	Q4
3-Mesi	1,39	1,43	1,76	2025	-	-	-	-
6-Mesi	4,22	4,04	5,10	2024	3,19	1,67	6,58	-0,62
1-Anno	8,64	9,31	9,92	2023	2,21	-0,17	-1,97	5,67
3-Anni Ann.ti	-3,92	0,00	1,34	2022	-13,36	-13,11	-7,49	5,30
5-Anni Ann.ti	-3,56	0,43	1,08	2021	3,98	1,86	-2,92	-2,95
10-Anni Ann.ti	-0,29	1,75	1,67					

Rendimenti aggiornati al 03/02/2025

Portafoglio 31/12/2024


Asset Allocation %	Netta
Azioni	0,73
Obbligazioni	89,72
Liquidità	8,58
Altro	0,96

Fixed Income Style Box™


	Fondo
Duration Effettiva	-
Maturità effettiva	-
Qualità Credito Media	-

Credit Quality % Fond Credit Quality % Fond

	0	0
--	---	---

Titoli principali

Nome	Settore	%
Fut. Us 2yr Not Cbt Mar25	-	11,42
Petroleos de Venezuela SA 8.5%	-	4,74
Ashmore EM Inv Grd Corp Dbt...	-	4,35
Fut. Cbt 5y T-Note Mar25	-	2,80
JSC National Company...	-	0,85
Yapi Ve Kredi Bankasi A.S....	-	0,83
Mc Brazil Downstream Trading...	-	0,76
Ihs Holding Limited 6.25%	-	0,76
Akbank T.A.S. 9.3686%	-	0,72
Medco Maple Tree Pte Ltd....	-	0,72
% Primi 10 Titoli sul Patrimonio		27,97
Numero Complessivo di Titoli Azionari		3
Numero Complessivo di Titoli Obbligazionari		280

Fixed Income Sector Weightings % Fondo

☑ Governativo	15,02
⚙ Societario	76,54
🏠 Cartolarizzazioni	0,00
👤 Enti Locali	0,00
🏦 Liquidità ed equivalenti	8,44
📄 Derivati	0,00

Coupon Range % Fondo

0 coupon	0,86
Da 0 a 4 cedole	18,42
Da 4 a 6 cedole	33,68
Da 6 a 8 cedole	25,99
Da 8 a 10 cedole	18,49
Da 10 a 12 cedole	1,62
Oltre 12 cedole	0,94

Scadenze % Fondo

da 1 a 3	10,24
da 3 a 5	14,75
da 5 a 7	14,16
da 7 a 10	14,37
da 10 a 15	5,59
da 15 a 20	2,42
da 20 a 30	20,16
oltre 30	0,37

Anagrafica

Società di Gestione	Ashmore Investment Management (Ireland) Limited	Patrimonio Classe (Mln)	0,24 GBP	Investimento Min. Ingresso	5.000 EUR
Telefono	-	Domicilio	LUSSEMBURGO	Investimento Min. Successivo	500 EUR
Web	-	Valuta del Fondo	GBP	T.E.R.	2,00%
Data di Partenza	18/05/2011	UCITS	Si	Spese correnti	1,98%
Nome del Gestore	-	Inc/Acc	Inc	Commissione di incentivo	-
Data Inizio Gestione	23/02/2017	ISIN	LU0493852429		
NAV (03/02/2025)	GBP 50,98				

Ashmore SICAV Emerging Markets Corporate Debt Fund Retail GBP

Patrimonio Netto (Mln) 311,38 USD

(31/12/2024)