

# DPAM B - Balanced Strategy B

## Categoria Morningstar™

Bilanciati Moderati EUR

## Benchmark Morningstar

Morningstar Euro Moderate Global Target

Allocation NR EUR

Usato nel Report

## Benchmark Dichiarato

Not Benchmarked

## Morningstar Rating™

★★★★

### Obiettivo d'Investimento Dichiarato

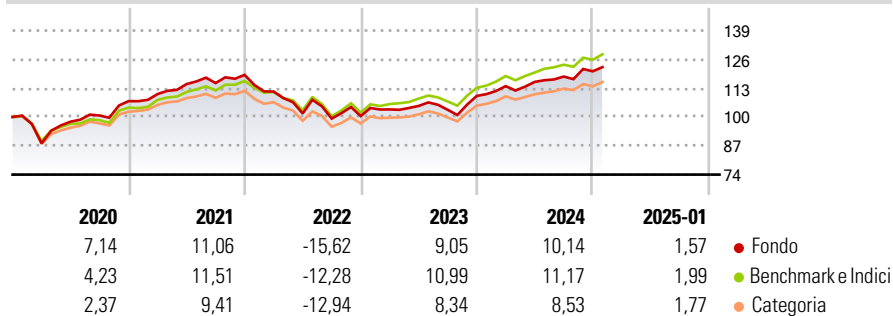
The objective of the sub-fund is to offer investors, by means of an actively managed portfolio, a moderate long-term capital gain by investing in equity securities and/or debt securities of issuers worldwide. The sub-fund invests mainly, without any sector or geographical restriction, in funds that invest in bonds and equities (UCITS and/or other UCIs) and, on an ancillary basis, in other investment funds (UCITS and/or other UCIs). The sub-fund may also invest directly in equities, bonds or other debt securities (up to a maximum of 20% of its net assets). The sub-fund aims to limit its (direct and indirect) investments in shares and other equity securities to approximately 60% of its net assets.

### Misure di Rischio

3Y Alpha	-1,97	3Y Sharpe Ratio	0,04
3Y Beta	1,04	3Y Std Dev	9,05
3Y R-Squared	98,11	3Y Risk	+Med
3Y Info Ratio	-1,54	5Y Risk	Med
3Y Tracking Error	1,28	10Y Risk	Med

Basati su Morningstar Euro Moderate Global Target Allocation NR EUR (dove applicabile)

### Rendimenti



Rend. Cumulati %	Fondo	Bmk	Cat
3-Mesi	4,53	4,51	3,53
6-Mesi	7,35	7,22	5,41
1-Anno	10,53	11,81	10,12
3-Anni Ann.ti	2,65	4,72	2,57
5-Anni Ann.ti	3,95	4,80	3,11
10-Anni Ann.ti	4,30	4,86	2,98

Rendimenti aggiornati al 03/02/2025

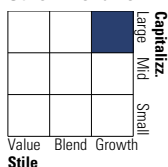
Rendimenti Trimestrali %	Q1	Q2	Q3	Q4
2025	-	-	-	-
2024	4,04	1,67	2,09	1,99
2023	2,99	1,54	-1,69	6,08
2022	-6,33	-8,88	-2,26	1,14
2021	2,99	4,09	0,38	3,21

### Portafoglio 30/09/2024

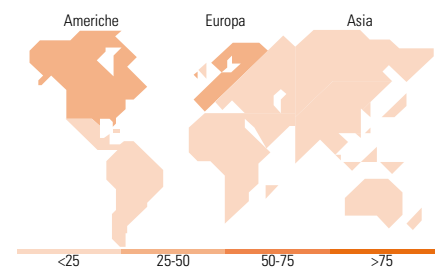


### Morningstar Style Box®

#### Stile Azionario



#### Reddito Fisso



### Titoli principali

Nome	Settore	%
DPAM B Equities Europe Sust...	—	10,12
DPAM B Bonds Eur P Cap	—	9,73
DPAM B Equities World Sust P...	—	9,62
DPAM L Bonds EUR Quality...	—	7,19
DPAM L Equities US...	—	5,02
DPAM L Bonds Climate Trends...	—	4,83
T. Rowe Price US Lg Cap Gr...	—	4,51
DPAM B Eqs NewGems Sust P Cap	—	4,49
DPAM L Bonds EUR Corporate...	—	4,36
DPAM B Eqs Eur Sm Cap Sust P	—	4,17
% Primi 10 Titoli sul Patrimonio		64,05
Numero Complessivo di Titoli Azionari		0
Numero Complessivo di Titoli Obbligazionari		2

### Distribuzione Settoriale %

	Fondo
Ciclico	33,16
Sensibile	45,82
Difensivo	21,02

### Fixed Income Sector Weightings %

	Fondo
Governativo	61,39
Societario	44,53
Cartolarizzazioni	0,03
Enti Locali	0,00
Liquidità ed equivalenti	-36,43
Derivati	30,48

### Ripartizione Geografica %

	Fondo
<b>America</b>	<b>42,90</b>
Stati Uniti	42,00
Canada	0,43
America Latina e Centrale	0,47
<b>Europa</b>	<b>44,66</b>
Regno Unito	8,13
Europa Occidentale - Euro	26,24
Europa Occidentale - Non Euro	9,52
Europa dell'Est	0,12
Africa	0,28
Medio Oriente	0,38
<b>Asia</b>	<b>12,44</b>
Giappone	3,60
Australasia	0,24
Asia - Paesi Sviluppatti	3,32
Asia - Emergente	5,28

### Anagrafica

Società di Gestione	Degroof Petercam Asset Management SA	Patrimonio Classe (Mln)	411,56 EUR	Investimento Min. Ingresso	1 Quota
Telefono	+32 2 287 99 01	Domicilio	BELGIO	Investimento Min. Successivo	1 Quota
Web	https://funds.degroofpetercam.com/	Valuta del Fondo	EUR	T.E.R.	-
		UCITS	Si	Spese correnti	1,55%
		Inc/Acc	Acc	Commissione di incentivo	-
Data di Partenza	02/11/2011	ISIN	BE6227494943		
Nome del Gestore	-				

# DPAM B - Balanced Strategy B

---

Data Inizio Gestione	01/01/2020
NAV (03/02/2025)	EUR 203,31
Patrimonio Netto (Mln)	1.172,58 EUR

(30/09/2024)