

UBS (Lux) Bond SICAV - Emerging Economies Corporates (USD) (EUR hedged) P-dist

Categoria Morningstar™

Obbligazionari Corporate Paesi Emergenti
EUR

Benchmark Morningstar

Morningstar Emerging Markets Corporate
Bond 10% China Capped GR Hedged EUR
Usato nel Report

Benchmark Dichiarato

JPM CEMBI Diversified TR USD

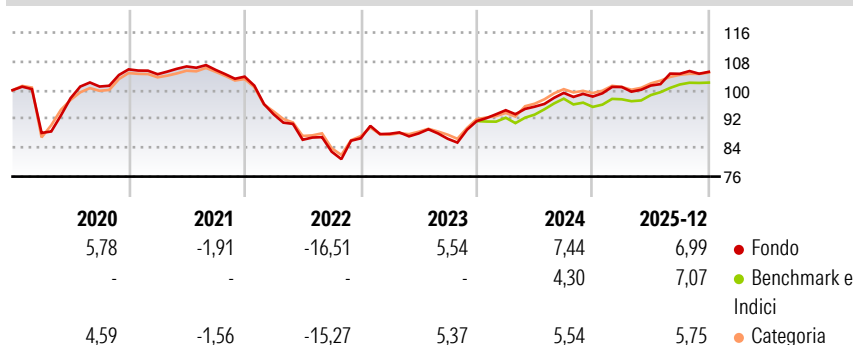
Morningstar Rating™

★★★

Obiettivo d'Investimento Dichiarato

The objective of the sub-fund is to generate above-average long-term returns with a portfolio of corporate bonds issued by borrowers from emerging markets. To achieve this objective, the sub-fund invests predominantly in fixed-income and floating-rate securities issued by companies domiciled or chiefly active in emerging markets. These securities do not need a rating from a recognised rating agency (e.g. Moody's, S&P or Fitch). The sub-fund may invest no more than 20% of its net assets in fixed-income instruments denominated in RMB and traded on the China Interbank Bond Market ("CIBM") or through Bond Connect. These instruments may include securities issued by governments, quasi-public corporations, banks, corporations and other...

Rendimenti



Misure di Rischio

3Y Alpha	0,93	3Y Sharpe Ratio	0,69
3Y Beta	0,96	3Y Std Dev	5,23
3Y R-Squared	83,74	3Y Risk	+Med
3Y Info Ratio	0,40	5Y Risk	+Med
3Y Tracking Error	2,12	10Y Risk	Med

Basati su Morningstar Emerging Markets Corporate Bond 10% China Capped GR Hedged EUR (dove applicabile)

Rend. Cumulati %


	Fondo	Bmk	Cat
3-Mesi	0,45	0,27	0,75
6-Mesi	4,29	3,15	2,75
1-Anno	7,76	6,90	5,76
3-Anni Ann.ti	5,73	4,98	4,51
5-Anni Ann.ti	0,23	-0,53	-0,30
10-Anni Ann.ti	2,14	2,46	2,04

Rendimenti aggiornati al 29/01/2026

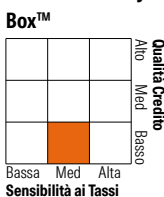
Rendimenti Trimestrali %

	Q1	Q2	Q3	Q4
2026	-	-	-	-
2025	2,70	0,40	3,21	0,53
2024	3,30	1,04	4,00	-1,02
2023	1,46	0,11	-1,69	5,69
2022	-10,09	-7,56	-3,84	4,47

Portafoglio 30/11/2025



Fixed Income Style Box™



Duration Effettiva

Maturità effettiva

Qualità Credito Media

Fondo

-

6,23

B

Credit Quality %

	o		o
AAA	1,40	BBB	25,74
AA	9,01	BB	0,00
A	8,58	B	0,00
		Below B	51,06
		Not Rated	4,21

Titoli principali

Nome	Settore	%
United States Treasury Bills...	—	2,20
United States Treasury Notes...	—	1,72
UBS (Lux) BS China HY (USD)...	—	1,71
United States Treasury Bills...	—	1,61
Digicel International...	—	1,32
Grupo Nutresa Sa 9%	—	1,27
JSC National Company...	—	1,20
Fideicomiso Fibra Uno Sin...	—	1,12
United States Treasury Bills...	—	1,05
United States Treasury Bills...	—	1,00
% Primi 10 Titoli sul Patrimonio		14,22
Numero Complessivo di Titoli Azionari		1
Numero Complessivo di Titoli Obbligazionari		323

Fixed Income Sector Weightings %

	Fondo
■ Governativo	14,31
■ Societario	83,45
■ Cartolarizzazioni	0,00
■ Enti Locali	0,00
■ Liquidità ed equivalenti	2,38
■ Derivati	-0,13
Coupon Range %	Fondo
0 coupon	1,99
Da 0 a 4 cedole	9,99
Da 4 a 6 cedole	34,47
Da 6 a 8 cedole	28,45
Da 8 a 10 cedole	21,64
Da 10 a 12 cedole	1,84
Oltre 12 cedole	1,63

Scadenze %

	Fondo
da 1 a 3	7,76
da 3 a 5	26,96
da 5 a 7	21,39
da 7 a 10	24,05
da 10 a 15	6,15
da 15 a 20	1,74
da 20 a 30	7,04
oltre 30	2,19

Anagrafica

Società di Gestione	UBS Asset Management (Europe) S.A.	Patrimonio Classe (Mln)	0,96 EUR	Investimento Min. Ingresso	-
Telefono	+352 4 36 16 11	(29/01/2026)		Investimento Min. Successivo	-
Web	www.credit-suisse.com	Domicilio	LUSSEMBURGO	T.E.R.	1,79%
Data di Partenza	26/04/2013	Valuta del Fondo	EUR	Spese correnti	1,67%
Nome del Gestore	Shamaila Khan	UCITS	Si	Commissione di incentivo	0,00%
Data Inizio Gestione	01/04/2023	Inc/Acc	Inc		
NAV (29/01/2026)	EUR 75,17	ISIN	LU0896022893		

UBS (Lux) Bond SICAV - Emerging Economies Corporates (USD) (EUR hedged) P-dist

Patrimonio Netto (Mln)	617,29 USD
(30/11/2025)	