

DPAM B - Bonds Global Inflation Linked A EUR HEDGED

Categoria Morningstar™

Obbligazionari Inflation-Linked Globali - EUR Hedged

Benchmark Morningstar

Morningstar Global Treasury Inflation-Linked Securities GR Hedged EUR
Usato nel Report

Benchmark Dichiarato

BBgBarc Universal IL GDP

Morningstar Rating™

★★★

Obiettivo d'Investimento Dichiarato

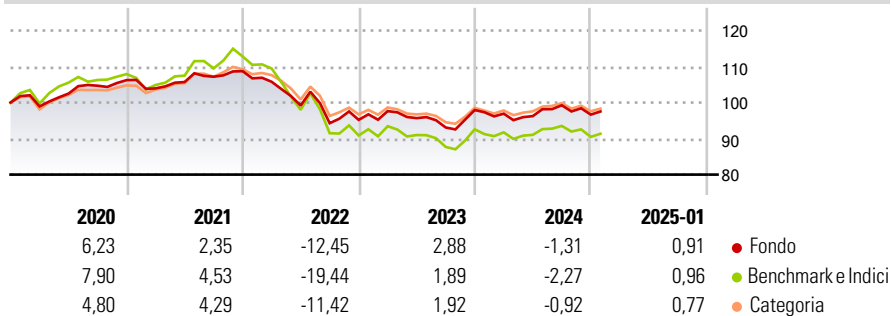
The objective of the fund is to offer investors, by means of an actively managed portfolio, exposure to debt securities denominated in any currency, whose interest payments and/or capital redemption depend on the movement in inflation in a given country or geographical region. The fund invests mainly (at least 75% of net assets), without restriction as to sectors, in bonds and/or other debt securities, at fixed or floating rates, (in any currency), where payment of interest and/or repayment of capital depends on the evolution of inflation in a country or geographical region. These securities are issued (or guaranteed) by a State (including its regional public authorities) or by international or supranational public bodies or by...

Misure di Rischio

3Y Alpha	1,46	3Y Sharpe Ratio	-0,76
3Y Beta	0,79	3Y Std Dev	6,82
3Y R-Squared	94,82	3Y Risk	Med
3Y Info Ratio	1,38	5Y Risk	Med
3Y Tracking Error	2,31	10Y Risk	-Med

Basati su Morningstar Global Treasury Inflation-Linked Securities GR Hedged EUR (dove applicabile)

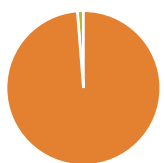
Rendimenti



Rend. Cumulati %	Fondo	Bmk	Cat	Rendimenti Trimestrali %	Q1	Q2	Q3	Q4
3-Mesi	0,08	-0,19	0,24	2025	-	-	-	-
6-Mesi	-1,12	-1,73	-0,95	2024	-1,04	-0,70	3,14	-2,63
1-Anno	1,01	1,15	1,30	2023	2,57	-2,00	-2,72	5,22
3-Anni Ann.ti	-2,66	-5,51	-3,01	2022	-2,72	-6,23	-4,95	0,97
5-Anni Ann.ti	-0,80	-2,16	-1,00	2021	-2,16	1,70	1,39	1,45
10-Anni Ann.ti	-0,24	0,01	-0,16					


Rendimenti aggiornati al 03/02/2025

Portafoglio 31/12/2024



Asset Allocation %	Netta
● Azioni	0,00
● Obbligazioni	101,29
● Liquidità	-1,29
● Altro	0,00

Fixed Income Style Box™



	Fondo
Duration Effettiva	-
Maturità effettiva	-
Qualità Credito Media	

Credit Quality %	Fond	Credit Quality %	Fond
	0		0

Titoli principali

Nome	Settore	%
United States Treasury Notes...	—	9,86
United States Treasury Bonds...	—	8,45
Japan (Government Of) 0.10023%	—	8,02
United States Treasury Notes...	—	7,45
United States Treasury Bonds...	—	6,26
Germany (Federal Republic...	—	5,21
United States Treasury Notes...	—	5,07
United Kingdom of Great...	—	4,72
2 Year Treasury Note Future...	—	4,40
Korea (Republic Of) 1.00154%	—	3,25
% Primi 10 Titoli sul Patrimonio		62,69
Numero Complessivo di Titoli Azionari		0
Numero Complessivo di Titoli Obbligazionari		50

Fixed Income Sector Weightings %

	Fondo
🏛️ Governativo	101,29
🏢 Societario	0,00
🏠 Cartolarizzazioni	0,00
🏘️ Enti Locali	0,00
🏦 Liquidità ed equivalenti	-73,80
📄 Derivati	72,51

Coupon Range %

	Fondo
0 coupon	0,00
Da 0 a 4 cedole	99,75
Da 4 a 6 cedole	0,25
Da 6 a 8 cedole	0,00
Da 8 a 10 cedole	0,00
Da 10 a 12 cedole	0,00
Oltre 12 cedole	0,00

Scadenze %

	Fondo
da 1 a 3	3,35
da 3 a 5	20,56
da 5 a 7	21,75
da 7 a 10	21,07
da 10 a 15	10,21
da 15 a 20	3,00
da 20 a 30	12,23
oltre 30	0,59

Anagrafica

Società di Gestione	Degroof Petercam Asset Management SA	Patrimonio Classe (Mln)	1,88 EUR	Investimento Min. Ingresso	1 Quota
Telefono	+32 2 287 99 01	(04/02/2025)		Investimento Min. Successivo	-
Web	https://funds.degroofpetercam.com/	Domicilio	BELGIO	T.E.R.	0,68%
Data di Partenza	26/08/2013	Valuta del Fondo	EUR	Spese correnti	0,61%
Nome del Gestore	Sam Vereecke	UCITS	Si	Commissione di incentivo	-
Data Inizio Gestione	01/07/2013	Inc/Acc	Inc		
NAV (03/02/2025)	EUR 99,25	ISIN	BE6252761448		

DPAM B - Bonds Global Inflation Linked A EUR HEDGED

Patrimonio Netto (Mln) 27,73 EUR

(31/12/2024)