

# Barings European Loan Fund Tranche E CHF Distribution Shares

## Categoria Morningstar™

Obbligazionari Altro

## Benchmark Morningstar

Not Categorized  
Usato nel Report

## Benchmark Dichiarato

Credit Suisse WstEur Lev Loan TR Hdg EUR

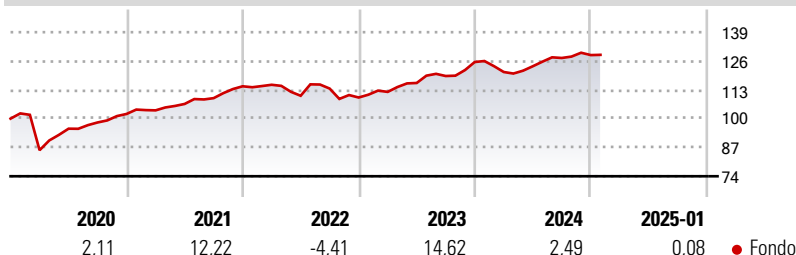
## Morningstar Rating™

Senza rating

### Obiettivo d'Investimento Dichiarato

The investment objective of the Fund is to achieve current income and, where appropriate, capital appreciation. The Fund will seek to achieve its objective by investing primarily in senior secured loans and, to a lesser extent, senior secured notes issued by European issuers. The Fund will also invest to a lesser extent in senior secured loans and senior bonds issued by North American companies (subject to a limit of 20% of Net Asset Value). The U.S. and European primary and secondary loan markets are "over-the-counter" markets with established standardised trading and settlement procedures, including template debt trading documents, established by market associations established by market participants, such as the Loan Syndication...

### Rendimenti



### Misure di Rischio

|                   |   |                 |      |
|-------------------|---|-----------------|------|
| 3Y Alpha          | - | 3Y Sharpe Ratio | 0,32 |
| 3Y Beta           | - | 3Y Std Dev      | 5,91 |
| 3Y R-Squared      | - | 3Y Risk         | -    |
| 3Y Info Ratio     | - | 5Y Risk         | -    |
| 3Y Tracking Error | - | 10Y Risk        | -    |

### Rend. Cumulati %


| Periodo        | Fondo |
|----------------|-------|
| 3-Mesi         | 0,16  |
| 6-Mesi         | 2,74  |
| 1-Anno         | 4,93  |
| 3-Anni Ann.ti  | 4,26  |
| 5-Anni Ann.ti  | 4,65  |
| 10-Anni Ann.ti | 3,93  |

Rendimenti aggiornati al 21/02/2025

### Rendimenti

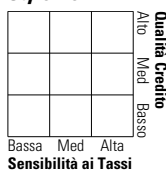
| Periodo | Q1    | Q2    | Q3   | Q4    |
|---------|-------|-------|------|-------|
| 2025    | -     | -     | -    | -     |
| 2024    | -3,59 | 2,13  | 3,04 | 1,02  |
| 2023    | 2,31  | 3,59  | 2,70 | 5,31  |
| 2022    | 0,60  | -4,30 | 2,93 | -3,54 |
| 2021    | 1,59  | 2,78  | 2,45 | 4,90  |

### Portafoglio 31/12/2024



### Fixed Income

#### Style Box™



Sensibilità ai Tassi

### Duration Effettiva

-

Maturità effettiva

-

Qualità Credito Media

### Credit Quality %

Fond 0

Fond 0

### Titoli principali

| Nome  | Settore | %     |
|---|---------|-------|
| MS Liquidity Fds Euro Lqdy...               | -       | 2,69  |
| JPM EUR Iqdy LNVAV INST...                  | -       | 2,69  |
| Deutsche Managed Euro Platinum              | -       | 2,67  |
| LSF10 XL BIDCO SCA EUR TLB...               | -       | 1,63  |
| CEP IV INVESTMENT 16 SARL...                | -       | 1,42  |
| RODENSTOCK GROUP GMBH EUR...                | -       | 1,40  |
| MASORANGE FINCO PLC EUR TLB3...             | -       | 1,38  |
| Nidda Healthcare Holding...                 | -       | 1,29  |
| FUGUE FINANCE BV EUR TLB...                 | -       | 1,26  |
| Grifols Worldwide Operations...             | -       | 1,10  |
| % Primi 10 Titoli sul Patrimonio            |         | 17,53 |
| Numero Complessivo di Titoli Azionari       |         | 2     |
| Numero Complessivo di Titoli Obbligazionari |         | 235   |

### Fixed Income Sector Weightings %

| Settore                  | Fondo |
|--------------------------|-------|
| Governativo              | 0,27  |
| Societario               | 95,34 |
| Cartolarizzazioni        | 0,00  |
| Enti Locali              | 0,00  |
| Liquidità ed equivalenti | 4,39  |
| Derivati                 | 0,00  |

### Coupon Range %

| Intervallo        | Fondo |
|-------------------|-------|
| 0 coupon          | 0,08  |
| Da 0 a 4 cedole   | 90,35 |
| Da 4 a 6 cedole   | 0,74  |
| Da 6 a 8 cedole   | 3,96  |
| Da 8 a 10 cedole  | 2,52  |
| Da 10 a 12 cedole | 0,49  |
| Oltre 12 cedole   | 1,87  |

### Scadenze %

| Intervallo | Fondo |
|------------|-------|
| da 1 a 3   | 18,19 |
| da 3 a 5   | 56,08 |
| da 5 a 7   | 23,52 |
| da 7 a 10  | 0,27  |
| da 10 a 15 | 0,00  |
| da 15 a 20 | 0,00  |
| da 20 a 30 | 0,00  |
| oltre 30   | 0,00  |

### Anagrafica

|                        |  |                         |              |                              |                |
|------------------------|--|-------------------------|--------------|------------------------------|----------------|
| Società di Gestione    | Baring International Fund Managers Ltd | Patrimonio Classe (Mln) | 0,65 CHF     | Investimento Min. Ingresso   | 75.000.000 EUR |
| Telefono               | -                                      | Domicilio               | IRLANDA      | Investimento Min. Successivo | -              |
| Web                    | -                                      | Valuta del Fondo        | CHF          | T.E.R.                       | -              |
| Data di Partenza       | 16/07/2014                             | UCITS                   | No           | Spese correnti               | -              |
| Nome del Gestore       | -                                      | Inc/Acc                 | Inc          | Commissione di incentivo     | -              |
| Data Inizio Gestione   | 02/03/2020                             | ISIN                    | IE00B8W6QH02 |                              |                |
| NAV (21/02/2025)       | CHF 87,25                              |                         |              |                              |                |
| Patrimonio Netto (Mln) | 3.760,03 EUR                           |                         |              |                              |                |

(31/12/2024)