

Barings Global Investment Funds plc-Barings Global Loan Fund Tranche F USD

Categoria Morningstar™

Accumulating Shares

Benchmark Morningstar

Morningstar Global Leveraged Loan TR

USD

Usato nel Report

Benchmark Dichiarato

N/A

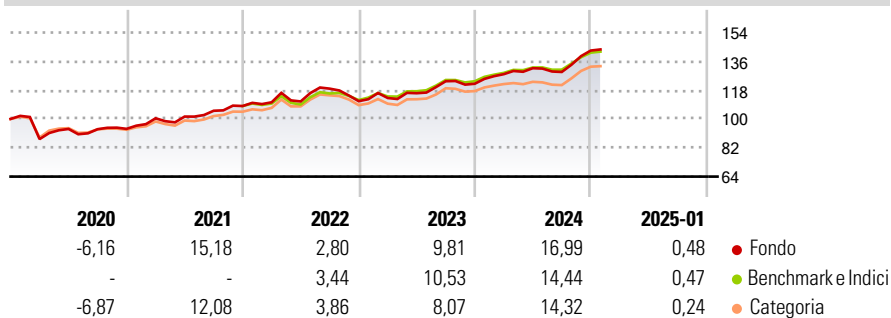
Morningstar Rating™

Senza rating

Obiettivo d'Investimento Dichiarato

The investment objective of the Fund is to achieve current income, and where appropriate, capital appreciation. The Fund will seek to achieve its investment objective by investing primarily in senior secured loans and, to a lesser extent, senior secured bonds issued by North American and European issuers (including those debt instruments issued by issuing entities based in offshore centres, such as the Channel Islands, Cayman Islands, Bermuda, and other offshore jurisdictions). The U.S. and European primary and secondary loan markets are "over-the-counter" markets with established standardised trading and settlement procedures, including template debt trading documents, established by market associations established by market...

Rendimenti



Misure di Rischio

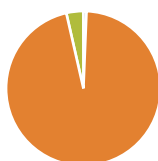
3Y Alpha	0,51	3Y Sharpe Ratio	0,87
3Y Beta	0,83	3Y Std Dev	7,86
3Y R-Squared	83,26	3Y Risk	-
3Y Info Ratio	0,11	5Y Risk	-
3Y Tracking Error	1,90	10Y Risk	-

Basati su Morningstar Global Leveraged Loan TR USD (dove applicabile)

Rend. Cumulati %	Fondo	Bmk	Cat	Rendimenti	Q1	Q2	Q3	Q4
3-Mesi	2,45	2,21	1,71	Trimestrali %				
6-Mesi	11,30	9,24	9,81	2025	-	-	-	-
1-Anno	13,12	11,26	10,23	2024	4,89	2,92	-1,78	10,34
3-Anni Ann.ti	9,62	9,41	8,80	2023	1,78	2,66	6,45	-1,28
5-Anni Ann.ti	6,52	6,40	4,80	2022	2,16	0,48	7,21	-6,58
10-Anni Ann.ti	6,20	5,66	4,21	2021	7,02	1,06	3,59	2,81

Rendimenti aggiornati al 21/02/2025

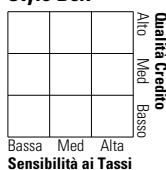
Portafoglio 31/12/2024



Asset Allocation %	Netta
Azioni	0,64
Obbligazioni	95,80
Liquidità	3,54
Altro	0,02

Fixed Income

Style Box™



Duration Effettiva	-
Maturità effettiva	-
Qualità Credito Media	-

Credit Quality % Fond Credit Quality % Fond

0	0
---	---

Titoli principali

Nome	Settore	%
Barings USD Liquidity F USD...	-	2,28
JPM USD Liquidity LVNAV Ins...	-	1,40
MEDLINE BORROWER LP TLB DUE...	-	1,18
FRONERI LUX FINCO SARL EUR...	-	0,93
Athenahealth Group Inc TI B	-	0,88
Assuredpartners Inc Tlb-5...	-	0,84
Sedgwick Claims Management...	-	0,79
ASCENSUS HOLDINGS INC...	-	0,78
RESTAURANT BRANDS...	-	0,77
Gainwell Acquisition Corp TI...	-	0,75
% Primi 10 Titoli sul Patrimonio		10,60
Numero Complessivo di Titoli Azionari		5
Numero Complessivo di Titoli Obbligazionari		396

Fixed Income Sector Weightings % Fondo

Governativo	0,01
Societario	96,44
Cartolarizzazioni	0,00
Enti Locali	0,00
Liquidità ed equivalenti	3,55
Derivati	0,00

Coupon Range % Fondo

0 coupon	0,00
Da 0 a 4 cedole	96,09
Da 4 a 6 cedole	0,50
Da 6 a 8 cedole	1,57
Da 8 a 10 cedole	0,63
Da 10 a 12 cedole	0,21
Oltre 12 cedole	1,01

Scadenze % Fondo

da 1 a 3	14,50
da 3 a 5	52,18
da 5 a 7	31,62
da 7 a 10	0,70
da 10 a 15	0,00
da 15 a 20	0,00
da 20 a 30	0,00
oltre 30	0,00

Anagrafica

Società di Gestione	Baring International Fund Managers Ltd	Patrimonio Classe (Mln)	0,02 USD	Investimento Min. Ingresso	250.000 USD
Telefono	-	Domicilio	IRLANDA	Investimento Min. Successivo	-
Web	-	Valuta del Fondo	USD	T.E.R.	-
Data di Partenza	05/08/2014	UCITS	No	Spese correnti	-
Nome del Gestore	-	Inc/Acc	-	Commissione di incentivo	-
Data Inizio Gestione	01/01/2022	ISIN	IE00B4VK3X04		
NAV (21/02/2025)	USD 170,36				

Barings Global Investment Funds plc-Barings Global Loan Fund Tranche F USD

Patrimonio Netto (Mln) 2.884,52 USD

Accumulating Shares
