

Federated Hermes Global Small Cap Equity Fund Class F USD Accumulating

Categoria Morningstar™

Azionari Internazionali Small Cap

Benchmark Morningstar

Morningstar Global Markets Small-Mid

Cap NR USD

Usato nel Report

Benchmark Dichiarato

MSCI World Small Cap NR USD

Morningstar Rating™

★★★

Obiettivo d'Investimento Dichiarato

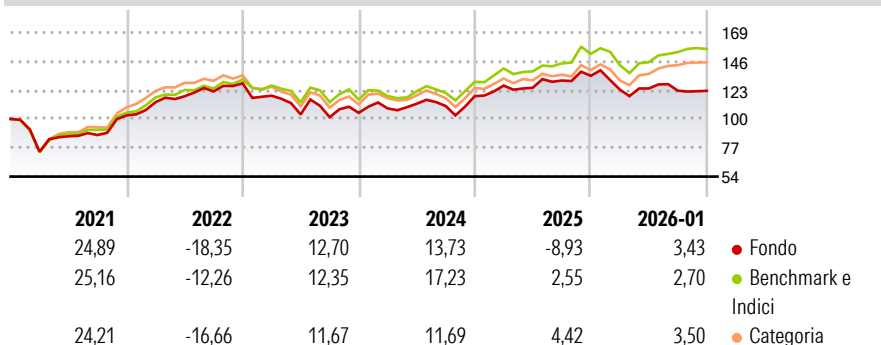
The investment objective of the Fund is to provide long-term capital appreciation. The Fund will seek to achieve its investment objective over a rolling period of any five years, by investing at least 80% in equity and/or equity-related securities of, or relating to, small capitalisation companies domiciled in, or that derive a large proportion of their income from, developed markets. The Fund may (but is under no obligation to) invest in component securities of the MSCI World Small Cap Index or in securities of companies listed in the countries referenced in this index. The MSCI World Small Cap Index measures the performance of small capitalisation companies across developed markets.

Misure di Rischio

| | | | |
|-------------------|-------|-----------------|-------|
| 3Y Alpha | -3,60 | 3Y Sharpe Ratio | 0,21 |
| 3Y Beta | 0,95 | 3Y Std Dev | 12,54 |
| 3Y R-Squared | 83,92 | 3Y Risk | -Med |
| 3Y Info Ratio | -0,80 | 5Y Risk | -Med |
| 3Y Tracking Error | 5,55 | 10Y Risk | -Med |

Basati su Morningstar Global Markets Small-Mid Cap NR USD (dove applicabile)

Rendimenti




| Rend. Cumulati % | Fondo | Bmk | Cat |
|------------------|-------|------|------|
| 3-Mesi | 5,14 | 3,97 | 3,34 |
| 6-Mesi | 2,42 | 9,72 | 6,95 |
| 1-Anno | -6,57 | 3,94 | 1,13 |
| 3-Anni Ann.ti | 3,31 | 9,13 | 5,73 |
| 5-Anni Ann.ti | 3,72 | 7,91 | 3,71 |
| 10-Anni Ann.ti | 7,54 | 9,90 | 7,98 |

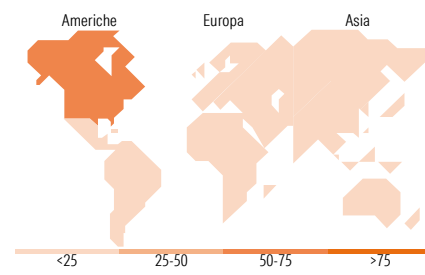
Rendimenti aggiornati al 04/02/2026

| Rendimenti Trimestrali % | Q1 | Q2 | Q3 | Q4 |
|--------------------------|-------|--------|-------|-------|
| 2026 | - | - | - | - |
| 2025 | -8,15 | 0,67 | -1,39 | -0,12 |
| 2024 | 7,12 | -1,35 | 4,57 | 2,92 |
| 2023 | 3,33 | 3,48 | -1,64 | 7,16 |
| 2022 | -7,70 | -12,62 | -2,16 | 3,46 |

Portafoglio 31/12/2025



| Style Box Azionaria | | | Mkt Cap % | Fondo | | | | | | | | | | | |
|--|--------------|--------|-----------------------------------|----------|-------------------------------|-------------------------------|--|--|--|--|--|-------|--------------|-------|------|
| <table><tr><td></td><td></td><td rowspan="5">Capitaliz. Large Mid Small</td></tr><tr><td></td><td></td></tr><tr><td></td><td></td></tr><tr><td></td><td></td></tr><tr><td>Value</td><td>Blend Growth</td></tr></table> | | | | | Capitaliz. Large Mid Small | | | | | | | Value | Blend Growth | Giant | 0,00 |
| | | | | | | Capitaliz. Large Mid Small | | | | | | | | | |
| | | | | | | | | | | | | | | | |
| | | | | | | | | | | | | | | | |
| | | | | | | | | | | | | | | | |
| Value | Blend Growth | | | | | | | | | | | | | | |
| | | Large | 0,00 | | | | | | | | | | | | |
| | | Medium | 34,97 | | | | | | | | | | | | |
| | | Small | 53,85 | | | | | | | | | | | | |
| | | Micro | 11,18 | | | | | | | | | | | | |
| | | | Capitalizzazione media di mercato | Fondo | | | | | | | | | | | |
| | | | Ave Mkt Cap USD | 4.478,27 | | | | | | | | | | | |



| Titoli principali | Nome | Settore | % |
|---|------|---------|-------|
| nVent Electric PLC | | | 3,37 |
| Wintrust Financial Corp | | | 3,14 |
| Technogym SpA | | | 2,79 |
| Silicon Laboratories Inc | | | 2,69 |
| Blue Zones Holdings Co Ltd | | | 2,56 |
| Axon Enterprise Inc | | | 2,43 |
| Ansell Ltd | | | 2,29 |
| Brunswick Corp | | | 2,19 |
| Steris PLC | | | 2,16 |
| ICU Medical Inc | | | 2,09 |
| % Primi 10 Titoli sul Patrimonio | | | 25,73 |
| Numero Complessivo di Titoli Azionari | | | 59 |
| Numero Complessivo di Titoli Obbligazionari | | | 0 |

| Distribuzione Settoriale % | Fondo |
|-----------------------------|--------------|
| Ciclico | 46,29 |
| Materie Prime | 9,58 |
| Beni di Consumo Ciclici | 14,69 |
| Finanza | 15,08 |
| Immobiliare | 6,94 |
| Sensibile | 35,99 |
| Telecomunicazioni | - |
| Energia | - |
| Beni Industriali | 24,69 |
| Tecnologia | 11,30 |
| Difensivo | 17,71 |
| Beni Difensivi | 3,79 |
| Salute | 13,92 |
| Servizi di Pubblica Utilità | - |

| Ripartizione Geografica % | Fondo |
|-------------------------------|--------------|
| America | 56,63 |
| Stati Uniti | 56,63 |
| Canada | 0,00 |
| America Latina e Centrale | 0,00 |
| Europa | 27,32 |
| Regno Unito | 9,60 |
| Europa Occidentale - Euro | 12,89 |
| Europa Occidentale - Non Euro | 4,83 |
| Europa dell'Est | 0,00 |
| Africa | 0,00 |
| Medio Oriente | 0,00 |
| Asia | 16,05 |
| Giappone | 13,69 |
| Australasia | 2,36 |
| Asia - Paesi Sviluppati | 0,00 |
| Asia - Emergente | 0,00 |

Anagrafica

| | | | | | |
|----------------------|----------------------------------|-------------------------|--------------|------------------------------|-------------|
| Società di Gestione | Hermes Fund Managers Ireland Ltd | Patrimonio Classe (Mln) | 0,00 USD | Investimento Min. Ingresso | 100.000 USD |
| Telefono | - | Domicilio | IRLANDA | Investimento Min. Successivo | - |
| Web | - | Valuta del Fondo | USD | T.E.R. | - |
| Data di Partenza | 15/05/2015 | UCITS | Si | Spese correnti | 0,89% |
| Nome del Gestore | Hamish Galpin | Inc/Acc | Acc | Commissione di incentivo | - |
| Data Inizio Gestione | 15/05/2015 | ISIN | IE00BVVB5L49 | | |
| NAV (04/02/2026) | USD 3,79 | | | | |

Federated Hermes Global Small Cap Equity Fund Class F USD Accumulating

| | |
|------------------------|-----------|
| Patrimonio Netto (Mln) | 29,17 USD |
| (31/12/2025) | |