

Goldman Sachs Global Flexible Multi Asset - X Dis(M) USD (hedged i)

Categoria Morningstar™

Bilanciati Moderati USD

Benchmark Morningstar

Morningstar EAA USD Mod Target

Allocation NR USD

Usato nel Report

Benchmark Dichiarato

Euribor 1 Month EUR

Morningstar Rating™

★★

Obiettivo d'Investimento Dichiarato

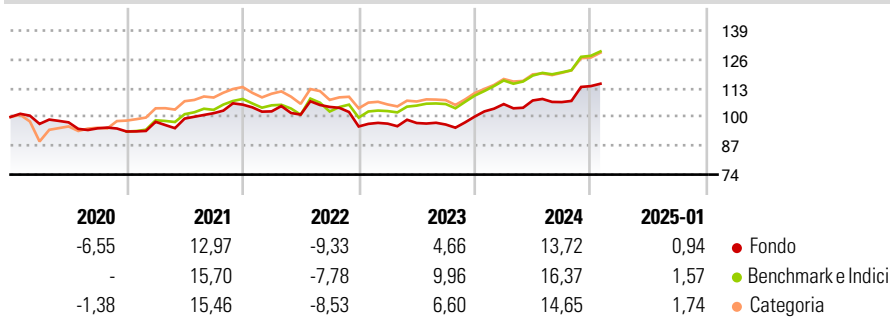
The investment strategy applies a flexible approach designed to respond to rapidly changing market environments. The Investment Manager will mainly gain exposures to traditional asset classes (such as for example stocks, bonds and cash and/or cash equivalents) either directly or via financial derivatives instruments, mutual funds and ETFs, resulting in a diversified portfolio. The Sub-Fund aims to provide positive investment returns and to outperform the Index of the Company's Prospectus over a full market cycle within a strictly defined risk budget and a focus on downside risk mitigation. The Sub-Fund is actively managed and the Index is not used for portfolio construction but for performance measurement purposes only. The Sub-Fund uses...

Misure di Rischio

| | | | |
|-------------------|-------|-----------------|-------|
| 3Y Alpha | -3,53 | 3Y Sharpe Ratio | 0,15 |
| 3Y Beta | 0,74 | 3Y Std Dev | 8,09 |
| 3Y R-Squared | 86,79 | 3Y Risk | -Med |
| 3Y Info Ratio | -0,89 | 5Y Risk | Basso |
| 3Y Tracking Error | 3,95 | 10Y Risk | - |

Basati su Morningstar EAA USD Mod Target Allocation NR USD (dove applicabile)

Rendimenti



Rend. Cumulati %

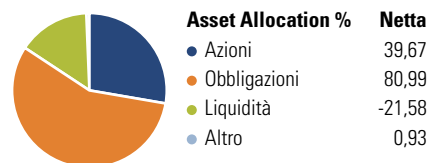
| | Fondo | Bmk | Cat |
|----------------|-------|-------|-------|
| 3-Mesi | 7,71 | 7,28 | 6,81 |
| 6-Mesi | 8,36 | 10,57 | 9,91 |
| 1-Anno | 11,37 | 15,03 | 13,81 |
| 3-Anni Ann.ti | 4,31 | 7,72 | 5,99 |
| 5-Anni Ann.ti | 2,32 | 6,51 | 4,98 |
| 10-Anni Ann.ti | - | - | - |

Rendimenti aggiornati al 04/02/2025

Rendimenti

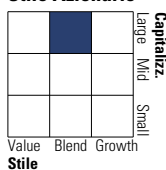
| | Q1 | Q2 | Q3 | Q4 |
|------|-------|-------|-------|-------|
| 2025 | - | - | - | - |
| 2024 | 5,62 | 1,55 | -0,68 | 6,75 |
| 2023 | 1,32 | 0,29 | -0,69 | 3,71 |
| 2022 | -2,89 | -1,42 | 3,43 | -8,43 |
| 2021 | 4,66 | 1,50 | 2,45 | 3,80 |

Portafoglio 30/11/2024

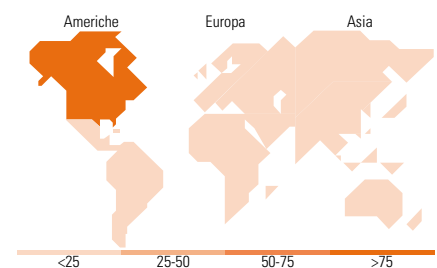
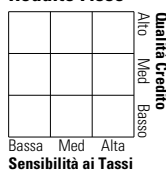


Morningstar Style Box®

Stile Azionario



Reddito Fisso



Titoli principali

| Nome | Settore | % |
|---|---------|-------|
| 10 Year Treasury Note Future... | — | 15,85 |
| E-mini S&P 500 Future Dec 24 | — | 3,99 |
| 5 Year Treasury Note Future... | — | 3,98 |
| GS Alternative Trend IO Acc... | — | 3,67 |
| Dow Jones Real Estate Future... | — | 3,30 |
| Long Gilt Future Mar 25 | — | 2,79 |
| Euro OAT Future Dec 24 | — | 1,91 |
| United States Treasury Notes... | — | 1,90 |
| Microsoft Corp | ☑ | 1,83 |
| Apple Inc | ☑ | 1,82 |
| % Primi 10 Titoli sul Patrimonio | | 41,02 |
| Numero Complessivo di Titoli Azionari | | 69 |
| Numero Complessivo di Titoli Obbligazionari | | 510 |

Distribuzione Settoriale %

| | Fondo |
|--------------|-------|
| 🔄 Ciclico | 29,91 |
| 📈 Sensibile | 47,50 |
| 🛡️ Difensivo | 22,59 |

Fixed Income Sector Weightings %

| | Fondo |
|----------------------------|--------|
| 🏛️ Governativo | 79,70 |
| ⚙️ Societario | 56,63 |
| 🏠 Cartolarizzazioni | 0,00 |
| 🏘️ Enti Locali | 0,00 |
| 📄 Liquidità ed equivalenti | -28,86 |
| 📄 Derivati | -7,47 |

Ripartizione Geografica %

| | Fondo |
|-------------------------------|--------------|
| America | 78,36 |
| Stati Uniti | 78,13 |
| Canada | 0,00 |
| America Latina e Centrale | 0,23 |
| Europa | 13,78 |
| Regno Unito | 2,19 |
| Europa Occidentale - Euro | 5,80 |
| Europa Occidentale - Non Euro | 5,45 |
| Europa dell'Est | 0,05 |
| Africa | 0,09 |
| Medio Oriente | 0,20 |
| Asia | 7,85 |
| Giappone | 3,77 |
| Australasia | 0,00 |
| Asia - Paesi Sviluppati | 2,62 |
| Asia - Emergente | 1,47 |

Anagrafica

| | | | | | |
|---------------------|-------------------------------------|-------------------------|-------------|------------------------------|-------|
| Società di Gestione | Goldman Sachs Asset Management B.V. | Patrimonio Classe (Mln) | 10,17 EUR | Investimento Min. Ingresso | - |
| Telefono | +31-703781781 | Domicilio | LUSSEMBURGO | Investimento Min. Successivo | - |
| Web | https://www.gsam.com | Valuta del Fondo | USD | T.E.R. | - |
| Data di Partenza | 13/08/2015 | UCITS | Si | Spese correnti | 1,78% |
| Nome del Gestore | - | Inc/Acc | Inc | Commissione di incentivo | - |

Goldman Sachs Global Flexible Multi Asset - X Dis(M) USD (hedged i)

| | | | |
|------------------------|------------|------|--------------|
| Data Inizio Gestione | 01/12/2014 | ISIN | LU1203773962 |
| NAV (04/02/2025) | USD 174,22 | | |
| Patrimonio Netto (Mln) | 353,85 EUR | | |

(30/11/2024)