

UBS (Lux) Bond SICAV - Emerging Economies Corporates (USD) (CHF hedged) Q-dist

Categoria Morningstar™

Category_EUCA001035

Benchmark Morningstar

Morningstar Emerging Markets Corporate

Bond 10% China Capped GR Hedged CHF

Usato nel Report

Benchmark Dichiarato

JPM CEMBI Diversified TR USD

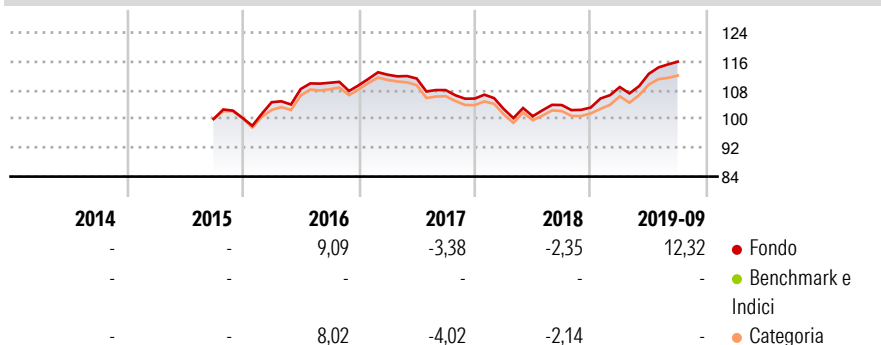
Morningstar Rating™

Senza rating

Obiettivo d'Investimento Dichiarato

The objective of the sub-fund is to generate above-average long-term returns with a portfolio of corporate bonds issued by borrowers from emerging markets. To achieve this objective, the sub-fund invests predominantly in fixed-income and floating-rate securities issued by companies domiciled or chiefly active in emerging markets. These securities do not need a rating from a recognised rating agency (e.g. Moody's, S&P or Fitch). The sub-fund may invest no more than 20% of its net assets in fixed-income instruments denominated in RMB and traded on the China Interbank Bond Market ("CIBM") or through Bond Connect. These instruments may include securities issued by governments, quasi-public corporations, banks, corporations and other...

Rendimenti



Misure di Rischio

3Y Alpha	-0,60	3Y Sharpe Ratio	0,41
3Y Beta	1,03	3Y Std Dev	5,62
3Y R-Squared	93,41	3Y Risk	-
3Y Info Ratio	-0,51	5Y Risk	-
3Y Tracking Error	1,00	10Y Risk	-


Basati su Morningstar Emerging Markets Corporate Bond 10% China Capped GR Hedged CHF (dove applicabile)

Rend. Cumulati %	Fondo	Bmk	Cat
3-Mesi	1,62	1,52	2,06
6-Mesi	6,06	3,47	3,39
1-Anno	11,89	7,24	6,48
3-Anni Ann.ti	1,51	5,43	5,41
5-Anni Ann.ti	-	1,15	1,86
10-Anni Ann.ti	-	3,47	2,98

Rendimenti aggiornati al 11/10/2019

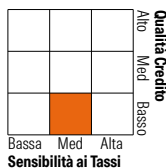
Rendimenti Trimestrali %	Q1	Q2	Q3	Q4
2026	-	-	-	-
2025	-	-	-	-
2024	-	-	-	-
2023	-	-	-	-
2022	-	-	-	-

Portafoglio 31/12/2025



Fixed Income Style

Box™



Duration Effettiva	-
Maturità effettiva	6,03
Qualità Credito Media	B

Credit Quality %	Fond	Credit Quality %	Fond
AAA	4,01	BBB	23,99
AA	8,87	BB	0,00
A	8,17	B	0,00
		Below B	51,15
		Not Rated	3,81

Titoli principali

Nome	Settore	%
United States Treasury Bills...	—	2,22
United States Treasury Bills...	—	1,99
UBS (Lux) BS China HY (USD)...	—	1,70
United States Treasury Notes...	—	1,66
United States Treasury Bills...	—	1,59
Digicel International...	—	1,33
Grupo Nutresa Sa 9%	—	1,26
Next Properties Trust 2401...	—	1,10
GLP Pte Ltd. 4.5%	—	1,00
Israel (State Of) 5.5%	—	0,92
% Primi 10 Titoli sul Patrimonio		14,77
Numero Complessivo di Titoli Azionari		1
Numero Complessivo di Titoli Obbligazionari		317

Fixed Income Sector Weightings %

	Fondo
Governativo	14,00
Societario	80,75
Cartolarizzazioni	0,00
Enti Locali	0,00
Liquidità ed equivalenti	5,22
Derivati	0,03

Coupon Range %

	Fondo
0 coupon	1,45
Da 0 a 4 cedole	10,19
Da 4 a 6 cedole	33,74
Da 6 a 8 cedole	29,68
Da 8 a 10 cedole	21,39
Da 10 a 12 cedole	1,91
Oltre 12 cedole	1,64

Scadenze %

	Fondo
da 1 a 3	7,99
da 3 a 5	27,64
da 5 a 7	23,36
da 7 a 10	25,37
da 10 a 15	4,70
da 15 a 20	1,50
da 20 a 30	5,66
oltre 30	2,23

Anagrafica

Società di Gestione	UBS Asset Management (Europe) S.A.	Patrimonio Classe (Mln)	0,71 CHF	Investimento Min. Ingresso	-
Telefono	+352 4 36 16 11	Domicilio	LUSSEMBURGO	Investimento Min. Successivo	-
Web	www.credit-suisse.com	Valuta del Fondo	CHF	T.E.R.	-
Data di Partenza	28/09/2015	UCITS	Si	Spese correnti	1,05%
Nome del Gestore	Shamaila Khan	Inc/Acc	Inc	Commissione di incentivo	-
Data Inizio Gestione	01/04/2023	ISIN	LU1240772498		
NAV (11/10/2019)	CHF 98,70				

UBS (Lux) Bond SICAV - Emerging Economies Corporates (USD) (CHF hedged) Q-dist

Patrimonio Netto (Mln)	627,66 USD
(31/12/2025)	