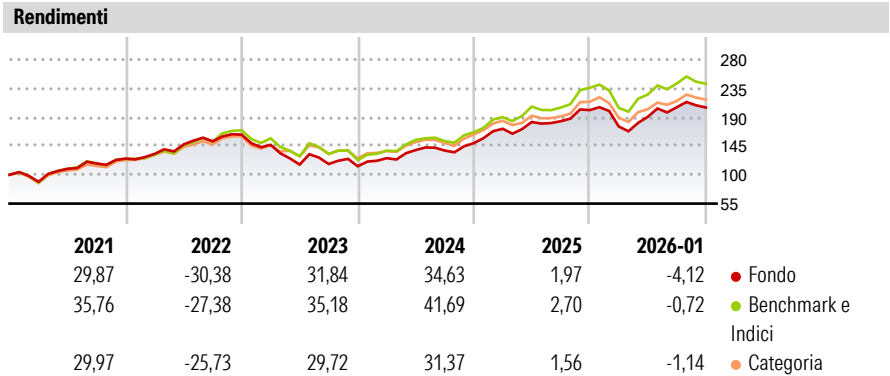


Janus Henderson Capital Funds plc - US Forty Fund Class E2 USD

Categoria Morningstar™	Benchmark Morningstar	Benchmark Dichiarato	Morningstar Rating™
Azionari USA Large Cap Growth	Morningstar US Large-Mid Cap Broad Growth NR USD Usato nel Report	Russell 1000 Growth TR USD	★★★

Obiettivo d'Investimento Dichiarato

Il Fondo si propone di realizzare l'incremento del capitale mediante investimenti in un portafoglio principale formato da 20-30 azioni ordinarie. Gli investimenti vengono effettuati prevalentemente sul mercato statunitense.



Misure di Rischio

3Y Alpha	-3,10	3Y Sharpe Ratio	0,94
3Y Beta	0,96	3Y Std Dev	15,60
3Y R-Squared	92,87	3Y Risk	Med
3Y Info Ratio	-1,19	5Y Risk	Med
3Y Tracking Error	4,02	10Y Risk	-

Basati su Morningstar US Large-Mid Cap Broad Growth NR USD (dove applicabile)

Rend. Cumulati %	Fondo	Bmk	Cat	Rendimenti Trimestrali %	Q1	Q2	Q3	Q4
3-Mesi	-9,57	-6,37	-5,67	2026	-	-	-	-
6-Mesi	-1,48	2,58	2,83	2025	-12,77	8,63	7,86	-0,23
1-Anno	-5,47	-0,75	-3,52	2024	15,09	6,14	0,67	9,48
3-Anni Ann.ti	16,07	21,01	16,57	2023	11,16	10,06	-0,55	8,37
5-Anni Ann.ti	8,30	12,69	8,95	2022	-9,82	-21,02	0,79	-3,02
10-Anni Ann.ti	-	-	-					

Rendimenti aggiornati al 03/02/2026

Portafoglio 31/12/2025



Value

Blend

Growth

Small

Mid

Large

Value

Blend

Growth

Small

Mid

Large

Value

Blend

Growth

Small

Mid

Large

Value

Blend

Growth

Small

Mid

Large

Value

Blend

Growth

Small

Mid

Large

Value

Blend

Growth

Small

Mid

Large

Value

Blend

Growth

Small

Mid

Large

Value

Blend

Growth

Small

Mid

Large

Value

Blend

Growth

Small

Mid

Large

Value

Blend

Growth

Small

Mid

Large

Value

Blend

Growth

Small

Mid

Large

Value

Blend

Growth

Small

Mid

Large

Value

Blend

Growth

Small

Mid

Large

Value

Blend

Growth

Small

Mid

Large

Value

Blend

Growth

Small

Mid

Large

Value

Blend

Growth

Small

Mid

Large

Value

Blend

Growth

Small

Mid

Large

Value

Blend

Growth

Small

Mid

Large

Value

Blend

Growth

Small

Mid

Large

Value

Blend

Growth

Small

Mid

Large

Value

Blend

Growth

Small

Mid

Large

Value

Blend

Growth

Small

Mid

Large

Value

Blend

Growth

Small

Mid

Large

Value

Blend

Growth

Small

Mid

Large

Value

Blend

Growth

Small

Mid

Large

Value

Blend

Growth

Small

Mid

Large

Value

Blend

Growth

Small

Mid

Large

Value

Blend

Growth

Small

Mid

Large

Value

Blend

Growth

Small

Mid

Large

Value

Blend

Growth

Small

Mid

Large

Value

Blend

Growth

Small

Mid

Large

Value

Blend

Growth

Small

Mid

Large

Value

Blend

Growth

Small

Mid

Large

Value

Blend

Growth

Small

Mid

Large

Value

Blend

Growth

Small

Mid

Large

Value

Blend

Growth

Small

Mid

Large

Value

Blend

Growth

Small

Mid

Large

Value

Blend

Growth

Small

Mid

Large

Value

Blend

Growth

Small

Mid

Large

Value

Blend

Growth

Small

Mid

Large

Value

Blend

Growth

Small

Mid

Large

Value

Blend

Growth

Small

Mid

Large

Value

Blend

Growth

Small

Mid

Large

Value

Blend

Growth

Small

Mid

Large

Value

Blend

Growth

Small

Mid

Large

Value

Blend

Growth

Small

Mid

Large

Value

Blend

Growth

Small

Mid

Large

Value

Blend

Growth

Small

Mid

Large

Value

Blend

Growth

Small

Mid

Large

Value

Blend

Growth

Small

Mid

Large

Value

Blend

Growth

Small

Mid

Large

Value

Blend

Growth

Small

Mid

Large

Value

Blend

Growth

Small

Mid

Large

Value

Blend

Growth

Small

Mid

Large

Value

Blend

Growth

Small

Mid

Large

Value

Blend

Growth

Small

Mid

Large

Value

Blend

Growth

Small

Mid

Large

Value

Blend

Growth

Small

Mid

Large

Value

Blend

Growth

Small

Mid

Large

Value

Blend

Growth

Small

Mid

Large

Value

Blend

Growth

Small

Mid

Large

Value

Blend

Growth

Small

Mid

Large

Value

Blend

Growth

Small

Mid

Large

Value

Blend

Growth

Small

Mid

Large

Value

Blend

Growth

Small

Mid

Large

Value

Blend

Growth

Small

Mid

Large

Value

Blend

Growth

Small

Mid

Large

Value

Blend

Growth

Small

Mid

Large

Value

Blend

Growth

Small

Mid

Large

Value

Blend

Growth

Small

Mid

Large

Value

Blend

Growth

Small

Mid

Large

Value

Blend

Growth

Small

Mid

Large

Value

Blend

Growth

Small

Mid

Large

Value

Blend

Growth

Small

Mid

Large

Value

Blend

Growth

Small

Mid

Large

Value

Blend

Growth

Small

Mid

Large

Value

Blend

Growth

Small

Mid

Large

Value

Blend

Growth

Small

Mid

Large

Value

Blend

Growth

Small

Mid

Large

Value

Blend

Growth

Small

Mid

Large

Value

Blend

Growth

Small

Mid

Large

Value

Blend

Growth

Small

Mid

Large

Value

Blend

Growth

Small

Mid

Large

Value

Blend

Growth

Small

Mid

Large

Value

Blend

Growth

Small

Mid

Large

Value

Blend

Growth

Small

Mid

Large

Value

Blend

Growth

Small

Mid

Large

Value

Blend

Growth

Small

Mid

Large

Value

Blend

Growth

Small

Mid

Large

Value

Blend

Growth

Small

Mid

Large

Value

Blend

Growth

Small

Mid

Large

Value

Blend

Growth

Small

Mid

Large

Value

Blend

Growth

Small

Mid

Large

Value

Blend

Growth

Small

Mid

Large

Value

Blend

Growth

Small

Mid

Large

Value

Blend

Growth

Small

Mid

Large

Value

Blend

Growth

Small

Mid

Large

Value

Blend

Growth

Small

Mid

Large

Value

Blend

Growth

Small

Mid

Large

Value

Blend

Growth

Small

Mid

Large

Value

Blend

Growth

Small

Mid

Large

Value

Blend

Growth

Small

Mid

Large

Value

Blend

Growth

Small

Mid

Large

Value

Blend

Growth

Small

Mid

Large

Value

Blend

Growth

Small

Mid

Large

Value

Blend

Growth

Small

Mid

Large

Value

Blend

Growth

Small

Mid

Large

Value

Blend

Growth

Small

Mid

Large

Value

Blend

Growth

Small

Mid

Large

Value

Blend

Growth

Small

Mid

Large

Value

Blend

Growth

Small

Mid

Large

Value

Blend

Growth

Small

Mid

Large

Value

Blend

Growth

Small

Mid

Large

Value

Blend

Growth

Small

Mid

Large

Value

Blend

Growth

Small

Mid

Large

Value

Blend

Growth

Small

Mid

Large

Value

Blend

Growth

Small

Mid

Large

Value

Blend

Growth

Small

Mid

Large

Value

Blend

Growth

Small

Mid

Large

Value

Blend

Growth

Small

Mid

Large

Value

Blend

Growth

Small

Mid

Large

Value

Blend

Growth

Small

Mid

Large

Value

Blend

Growth

Small

Mid

Large

Value

Blend

Growth

Small

Mid

Large

Value

Blend

Growth

Small

Mid

Large

Value

Blend

Growth

Small

Mid

Large

Value

Blend

Growth

Small

Mid

Large

Value

Blend

Growth

Small

Mid

Large

Value

Blend

Growth

Small

Mid

Large

Value

Blend

Growth

Small

Mid

Large

Value

Blend

Growth

Small

Mid

Large

Value

Blend

Growth

Small

Mid

Large

Value

Blend

Growth

Small

Mid

Large

Value

Blend

Growth

Small

Mid

Large

Value

Blend

Growth

Small

Mid

Large

Value

Blend

Growth

Small

Mid

Large

Value

Blend

Growth

Small

Mid

Large

Value

Blend

Growth

Small

Mid

Large

Value

Blend

Growth

Small

Mid

Large

Value

Blend

Growth

Small

Mid

Large

Value

Blend

Growth

Small

Mid

Large

Value

Blend

Growth

Small

Mid

Large

Value

Blend

Growth

Small

Mid

Large

Value

Blend

Growth

Small

Mid

Large

Value

Blend

Growth

Small

Mid

Large

Value

Blend

Growth

Small

Mid

Large

Value

Blend

Growth

Small

Mid

Large

Value

Blend

Growth

Small

Mid

Large

Value

Blend

Growth

Small

Mid

Large

Value

Blend

Growth

Small

Mid

Large

Value

Blend

Growth

Small

Mid

Large

Value

Blend

Growth

Small

Mid

Large

Value

Blend

Growth

Small

Mid

Large

Value

Blend

Growth

Small

Mid

Large

Value

Blend

Growth

Small

Mid

Large

Value

Blend

Growth

Small

Mid

Large

Value

Blend

Growth

Small

Mid

Large

Value

Blend

Growth

Small

Mid

Large

Value

Blend

Growth

Small

Mid

Large

Value

Blend

Growth

Small

Mid

Large

Value

Blend

Growth

Small

Mid

Large

Value

Blend

Growth

Small

Mid

Large

Value

Blend

Growth

Small

Mid

Large

Value

Blend

Growth

Small

Mid

Large

Value

Blend

Growth

Small

Mid

Large

Value

Blend

Growth

Small

Mid

Large

Value

Blend

Growth

Small

Mid

Large

Value

Blend

Growth

Small

Mid

Large

Value

Blend

Growth

Small

Mid

Large

Value

Blend

Growth

Small

Mid

Large

Value

Blend

Growth

Small

Mid

Large

Value

Blend

Growth

Small

Mid

Large

Value

Blend

Growth

Small

Mid

Large

Value

Blend

Growth

Small

Mid

Large

Value

Blend

Growth

Small

Mid

Large

Value

Blend

Growth

Small

Mid

Large

Value

Blend

Growth

Small

Mid

Large

Value

Blend

Growth

Small

Mid

Large

Value

Blend

Growth

Small

Mid

Large

Value

Blend

Growth

Small

Mid

Large

Value

Blend

Growth

Small

Mid

Large

</





Titoli principali


Nome	Settore	%
NVIDIA Corp	ICT	9,44
Microsoft Corp	ICT	9,08
Amazon.com Inc	ICT	8,37
Broadcom Inc	ICT	6,19
Taiwan Semiconductor...	ICT	4,99
Alphabet Inc Class C	ICT	4,85
Apple Inc	ICT	4,60
Oracle Corp	ICT	4,28
Eli Lilly and Co	Farmaceutici	4,02
Mastercard Inc Class A	Finanza	3,18
% Primi 10 Titoli sul Patrimonio		59,00
Numero Complessivo di Titoli Azionari		31
Numero Complessivo di Titoli Obbligazionari		0


Distribuzione Settoriale %


Fondo


 **Ciclico** 26,11


 Materie Prime -


 Beni di Consumo Ciclici 18,72


 Finanza 7,39


 Immobiliare -


 **Sensibile** 60,04


 Telecomunicazioni 8,65


 Energia -


 Beni Industriali 7,63

 Tecnologia 43,76

 **Difensivo** 13,85

 Beni Difensivi 1,83

 Salute 12,01

 Servizi di Pubblica Utilità -

Ripartizione Geografica %	Fondo
America	94,91
Stati Uniti	90,46
Canada	1,64
America Latina e Centrale	2,81
Europa	0,00
Regno Unito	0,00
Europa Occidentale - Euro	0,00
Europa Occidentale - Non Euro	0,00
Europa dell'Est	0,00
Africa	0,00
Medio Oriente	0,00
Asia	5,09
Giappone	0,00
Australasia	0,00
Asia - Paesi Sviluppati	5,09
Asia - Emergente	0,00

Anagrafica

Società di Gestione	Janus Henderson Investors	Patrimonio Classe (Mln)	3,17 USD	Investimento Min. Ingresso	2.500 USD
Telefono	8002270486	(03/02/2026)		Investimento Min. Successivo	100 USD
Web	www.janushenderson.com	Domicilio	IRLANDA	T.E.R.	2,66%
Data di Partenza	21/07/2016	Valuta del Fondo	USD	Spese correnti	2,64%
Nome del Gestore	-	UCITS	Si	Commissione di incentivo	-
Data Inizio Gestione	28/04/2017	Inc/Acc	Acc		
NAV (03/02/2026)	USD 34,74	ISIN	IE00B3LFOQ09		
Patrimonio Netto (Mln)	1.418,78 USD				

(31/12/2025)