

JPMorgan Investment Funds - Global Income Conservative Fund D (inc) - (mth) EUR

Categoria Morningstar™

Bilanciati Prudenti EUR - Globali

Benchmark Morningstar

Morningstar Euro Cautious Global Target Allocation NR EUR Usato nel Report

Benchmark Dichiarato

15% MSCI World 100% Hdg NR EUR, 30% Bloomberg US HY 2% Issuer Cap TR Hdg EUR, 55% Bloomberg Global Aggregate TR Hdg EUR

Morningstar Rating™

★★

Obiettivo d'Investimento Dichiarato

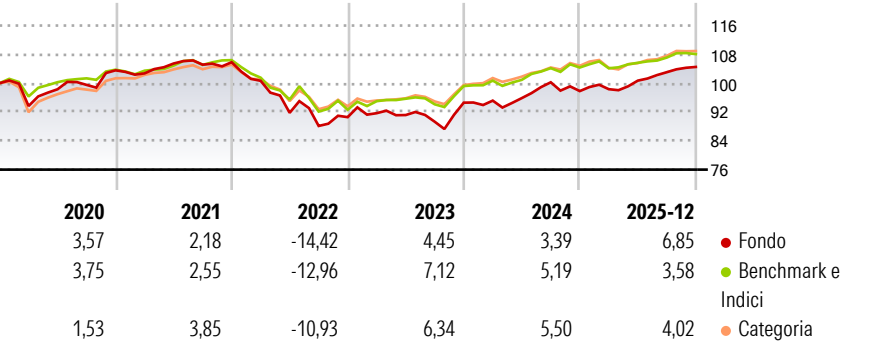
To provide regular income by investing primarily in a conservatively constructed portfolio of income generating securities, globally, and through the use of derivatives. Multi-asset approach, leveraging specialists from around JPMorgan Asset Management's global investment platform, with a focus on risk-adjusted income. Flexible implementation of the managers' allocation views at asset class and regional level. May vary its allocation in response to market conditions, however will aim to have a higher allocation to debt securities than to other asset classes. Conservatively constructed portfolio, with a volatility comparable to that of the benchmark over a three to five year period.

Misure di Rischio

3Y Alpha	-0,90	3Y Sharpe Ratio	0,35
3Y Beta	1,26	3Y Std Dev	5,58
3Y R-Squared	83,57	3Y Risk	Alto
3Y Info Ratio	-0,16	5Y Risk	+Med
3Y Tracking Error	2,50	10Y Risk	-

Basati su Morningstar Euro Cautious Global Target Allocation NR EUR (dove applicabile)

Rendimenti

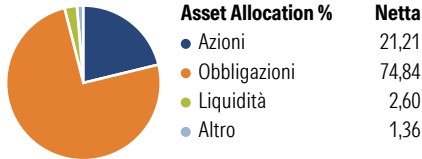


Rend. Cumulati %	Fondo	Bmk	Cat
3-Mesi	1,53	0,94	1,78
6-Mesi	4,70	3,40	4,88
1-Anno	7,65	4,50	5,60
3-Anni Ann.ti	4,06	4,76	5,46
5-Anni Ann.ti	0,29	0,97	1,88
10-Anni Ann.ti	-	-	-

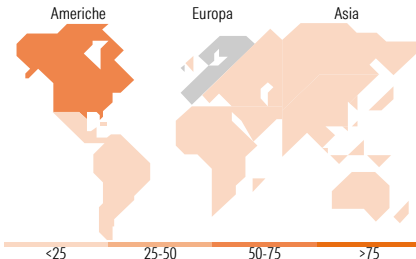
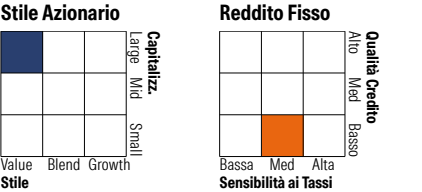
Rendimenti aggiornati al 16/01/2026

Rendimenti Trimestrali %	Q1	Q2	Q3	Q4
2026	-	-	-	-
2025	0,54	2,41	2,33	1,41
2024	0,60	0,72	4,59	-2,44
2023	1,22	-0,56	-2,04	5,94
2022	-4,88	-8,82	-3,98	2,76

Portafoglio 30/11/2025



Morningstar Style Box®









Titoli principali

Nome	Settore	%
JPM Nasdaq Eq Prm Inc Act...	—	5,13
JPM USD Liquidity LVNAV X...	—	1,89
United States Treasury Notes...	—	0,99
Taiwan Semiconductor...	🏢	0,45
Microsoft Corp	🏢	0,41
CCO Holdings, LLC/ CCO...	—	0,33
Federal National Mortgage...	—	0,31
CCO Holdings, LLC/ CCO...	—	0,30
Federal Home Loan Mortgage...	—	0,28
ASML Holding NV	🏢	0,27
% Primi 10 Titoli sul Patrimonio		10,36
Numero Complessivo di Titoli Azionari		530
Numero Complessivo di Titoli Obbligazionari		1.823

Distribuzione Settoriale %

🔄 Ciclico	30,84
📈 Sensibile	49,46
➡ Difensivo	19,70

Fixed Income Sector Weightings %

	Governativo	7,04
	Societario	78,05
	Cartolarizzazioni	11,60
	Enti Locali	0,00
	Liquidità ed equivalenti	3,66
	Derivati	-0,34

Ripartizione Geografica %

<b>America</b>	<b>54,12</b>
Stati Uniti	50,10
Canada	2,41
America Latina e Centrale	1,61
<b>Europa</b>	<b>32,79</b>
Regno Unito	7,75
Europa Occidentale - Euro	18,25
Europa Occidentale - Non Euro	5,88
Europa dell'Est	0,06
Africa	0,39
Medio Oriente	0,45
<b>Asia</b>	<b>13,09</b>
Giappone	2,38
Australasia	0,49
Asia - Paesi Sviluppati	5,54
Asia - Emergente	4,66

Anagrafica

Società di Gestione	JPMorgan Asset Management (Europe) S.à r.l.	Patrimonio Classe (Mln)	18,85 EUR	Investimento Min. Ingresso	5.000 EUR
Telefono	+352 34 101	Domicilio	LUSSEMBURGO	Investimento Min. Successivo	1.000 EUR
		Valuta del Fondo	EUR	T.E.R.	1,80%
		UCITS	Si	Spese correnti	1,81%
		Inc/Acc	Inc	Commissione di incentivo	-

# JPMorgan Investment Funds - Global Income Conservative Fund D (inc) - (mth) EUR

Web	http://	ISIN	LU1555764056
	www.jpmorganassetmana		
	gement.com		
Data di Partenza	27/02/2017		
Nome del Gestore	Michael Schoenhaut		
Data Inizio Gestione	12/10/2016		
NAV <sup>(16/01/2026)</sup>	EUR 77,36		
Patrimonio Netto (Mln)	999,79 EUR		
<sup>(30/11/2025)</sup>			