

BlueBay Funds - BlueBay Investment Grade Global Aggregate Bond Fund M -

Categoria Morningstar™
NOK (BHedged)

Benchmark Morningstar

Morningstar Global Core Bond GR Hedged

Benchmark Dichiarato

Bloomberg Global Aggregate TR USD

Morningstar Rating™

★★★

NOK

Usato nel Report

Obiettivo d'Investimento Dichiarato

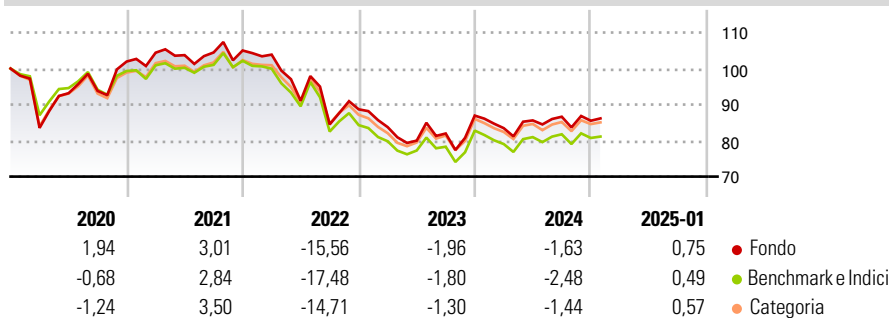
The Sub-Fund is actively managed and targets better returns than its benchmark, the Bloomberg Global Aggregate Bond Index USD unhedged, by investing in a portfolio of investment grade-rated fixed income securities while taking into account ESG considerations. There are no restrictions on the extent to which the Sub-Fund's portfolio and performance may deviate from the ones of the benchmark. As part of the investment process, the Investment Manager has full discretion over the composition of the Sub-Fund's portfolio and may take exposure to companies, countries or sectors not included in the benchmark.

Misure di Rischio

3Y Alpha	1,04	3Y Sharpe Ratio	-0,57
3Y Beta	1,03	3Y Std Dev	13,68
3Y R-Squared	86,78	3Y Risk	+Med
3Y Info Ratio	0,35	5Y Risk	+Med
3Y Tracking Error	2,45	10Y Risk	-

Basati su Morningstar Global Core Bond GR Hedged NOK (dove applicabile)


Rendimenti



Rend. Cumulati %	Fondo	Bmk	Cat	Rendimenti Trimestrali %	Q1	Q2	Q3	Q4
3-Mesi	3,40	3,38	3,54	2025	-	-	-	-
6-Mesi	2,56	2,84	3,33	2024	-4,00	2,56	1,20	-1,28
1-Anno	1,67	1,48	1,68	2023	-5,57	-4,47	2,47	6,06
3-Anni Ann.ti	-6,02	-6,21	-5,46	2022	-1,09	-12,33	-7,22	4,96
5-Anni Ann.ti	-2,42	-3,65	-2,71	2021	2,41	-0,66	0,72	0,53
10-Anni Ann.ti	-	-	-					

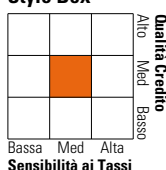
Rendimenti aggiornati al 03/02/2025

Portafoglio 31/12/2024



Fixed Income

Style Box™



	Fondo
Duration Effettiva	-
Maturità effettiva	11,07
Qualità Credito Media	A

Credit Quality %	Fondo	Credit Quality %	Fondo
AAA	5,47	BBB	38,08
AA	30,80	BB	4,20
A	21,44	B	0,00
		Below B	0,00
		Not Rated	0,02

Titoli principali

Nome	Settore	%
2 Year Treasury Note Future...	-	22,28
United States Treasury Notes...	-	8,60
Mexico (United Mexican...	-	4,76
10 Year Government of Canada...	-	4,64
Euro Schatz Future Mar 25	-	3,67
5 Year Treasury Note Future...	-	3,57
China (People's Republic Of)...	-	2,79
China (People's Republic Of)...	-	2,69
United States Treasury Notes...	-	2,54
United States Treasury Notes...	-	2,46
% Primi 10 Titoli sul Patrimonio		58,00
Numero Complessivo di Titoli Azionari		0
Numero Complessivo di Titoli Obbligazionari		311

Fixed Income Sector Weightings %

	Fondo
Governativo	71,95
Societario	27,25
Cartolarizzazioni	13,55
Enti Locali	0,00
Liquidità ed equivalenti	-35,86
Derivati	23,10

Coupon Range %

	Fondo
0 coupon	0,00
Da 0 a 4 cedole	68,55
Da 4 a 6 cedole	21,11
Da 6 a 8 cedole	6,98
Da 8 a 10 cedole	3,37
Da 10 a 12 cedole	0,00
Oltre 12 cedole	0,00

Scadenze %

	Fondo
da 1 a 3	11,90
da 3 a 5	15,39
da 5 a 7	8,73
da 7 a 10	11,06
da 10 a 15	3,53
da 15 a 20	2,58
da 20 a 30	8,75
oltre 30	8,08

Anagrafica

Società di Gestione	BlueBay Funds Management Company S.A.	Patrimonio Classe (Mln)	-	Investimento Min. Ingresso	10.000 EUR
Telefono	-	Domicilio	LUSSEMBURGO	Investimento Min. Successivo	-
Web	www.bluebayinvest.com	Valuta del Fondo	NOK	T.E.R.	0,61%
Data di Partenza	30/05/2017	UCITS	Si	Spese correnti	0,61%
Nome del Gestore	Mark Dowding Kaspar Hense James Bailey	Inc/Acc	Acc	Commissione di incentivo	-
Data Inizio Gestione	22/05/2015	ISIN	LU1618016155		
NAV (03/02/2025)	NOK 1.148,91				

BlueBay Funds - BlueBay Investment Grade Global Aggregate Bond Fund M -

Patrimonio Netto (Mln)

1.312,42 USD

NOK (BHedged)
