

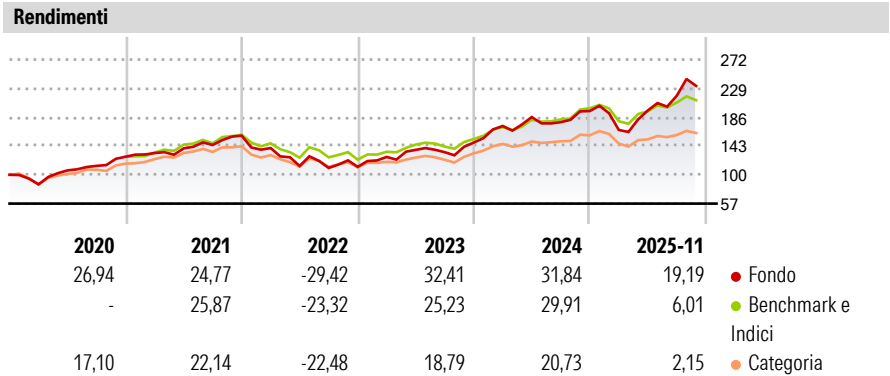
Polar Capital Funds PLC - Artificial Intelligence Fund R USD Acc

| | | | |
|--|---|-----------------------------|----------------------------|
| Categoria Morningstar™ | Benchmark Morningstar | Benchmark Dichiarato | Morningstar Rating™ |
| Azionari Internazionali Large Cap Growth | Morningstar Global Growth Target Market | MSCI ACWI NR EUR | ★★★★ |
| | Exposure NR USD | | |
| | Usato nel Report | | |

Obiettivo d'Investimento Dichiarato

The Fund's investment objective is to achieve long term capital appreciation. The Fund will seek to achieve its investment objective by primarily investing in a diversified portfolio of global equity securities which may be listed or traded on a Regulated Market. The Fund is not expected to invest more than 20% of its Net Asset Value in emerging markets. The securities in which the Fund will primarily invest will include equity and equity related securities including, but not limited to, ordinary and preference shares and financial derivative instruments as detailed below. The Fund will invest at least 51% of its gross assets on a continuous basis directly in Equity Participations.


| Misure di Rischio | | | |
|--|-------|-----------------|-------|
| 3Y Alpha | 2,69 | 3Y Sharpe Ratio | 1,04 |
| 3Y Beta | 1,31 | 3Y Std Dev | 20,05 |
| 3Y R-Squared | 86,78 | 3Y Risk | Alto |
| 3Y Info Ratio | 0,97 | 5Y Risk | Alto |
| 3Y Tracking Error | 8,28 | 10Y Risk | - |
| Basati su Morningstar Global Growth Target Market Exposure NR USD (dove applicabile) | | | |



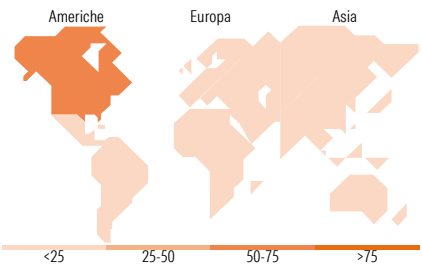
| Rend. Cumulati % | Fondo | Bmk | Cat | Rendimenti Trimestrali % | Q1 | Q2 | Q3 | Q4 |
|------------------|-------|-------|-------|--------------------------|--------|--------|-------|-------|
| 3-Mesi | 4,84 | 0,32 | 0,69 | 2025 | -14,48 | 17,43 | 11,24 | - |
| 6-Mesi | 18,41 | 8,24 | 4,31 | 2024 | 16,75 | 7,73 | -4,10 | 9,31 |
| 1-Anno | 11,15 | 3,78 | -2,73 | 2023 | 13,27 | 8,33 | -2,54 | 10,72 |
| 3-Anni Ann.ti | 24,86 | 18,44 | 11,47 | 2022 | -11,66 | -19,15 | -2,60 | 1,47 |
| 5-Anni Ann.ti | 12,16 | 10,50 | 6,27 | 2021 | 4,34 | 5,23 | 3,69 | 9,59 |
| 10-Anni Ann.ti | - | - | - | | | | | |

Rendimenti aggiornati al 17/12/2025

Portafoglio 31/10/2025



| Style Box Azionaria | Mkt Cap % | Fondo |
|---------------------|--|--------------|
| Capitalizz. | Giant | 35,73 |
| Large | Large | 34,81 |
| Mid | Medium | 26,01 |
| Small | Small | 3,45 |
| Value | Micro | 0,00 |
| Blend | | |
| Growth | | |
| Stile | | |
| | Capitalizzazione media di mercato | Fondo |
| | Ave Mkt Cap USD | 120.288,53 |



| Titoli principali | | |
|---|---------|-------|
| Nome | Settore | % |
| NVIDIA Corp | 🖥️ | 5,62 |
| Caterpillar Inc | ⚙️ | 3,16 |
| Lam Research Corp | 🏭 | 3,08 |
| SK Hynix Inc | 💾 | 2,98 |
| Vertiv Holdings Co Class A | ⚙️ | 2,84 |
| Micron Technology Inc | 💾 | 2,68 |
| Fujikura Ltd | ⚙️ | 2,55 |
| Cloudflare Inc | 💻 | 2,47 |
| Siemens Energy AG Ordinary... | ⚙️ | 2,38 |
| Advanced Micro Devices Inc | 💻 | 2,34 |
| % Primi 10 Titoli sul Patrimonio | | 30,10 |
| Numero Complessivo di Titoli Azionari | | 71 |
| Numero Complessivo di Titoli Obbligazionari | | 0 |

| Distribuzione Settoriale % | Fondo |
|-----------------------------|--------------|
| Ciclico | 10,89 |
| Materie Prime | 2,09 |
| Beni di Consumo Ciclici | 4,74 |
| Finanza | 1,48 |
| Immobiliare | 2,58 |
| Sensibile | 81,68 |
| Telecomunicazioni | 9,76 |
| Energia | 1,21 |
| Beni Industriali | 27,09 |
| Tecnologia | 43,62 |
| Difensivo | 7,43 |
| Beni Difensivi | 4,68 |
| Salute | 2,75 |
| Servizi di Pubblica Utilità | - |

| Ripartizione Geografica % | Fondo |
|-------------------------------|--------------|
| America | 61,35 |
| Stati Uniti | 59,88 |
| Canada | 1,47 |
| America Latina e Centrale | 0,00 |
| Europa | 10,53 |
| Regno Unito | 4,23 |
| Europa Occidentale - Euro | 4,36 |
| Europa Occidentale - Non Euro | 1,95 |
| Europa dell'Est | 0,00 |
| Africa | 0,00 |
| Medio Oriente | 0,00 |
| Asia | 28,11 |
| Giappone | 15,02 |
| Australasia | 0,00 |
| Asia - Paesi Sviluppati | 7,38 |
| Asia - Emergente | 5,71 |

Anagrafica

| | | | | | |
|----------------------|--------------------------|-------------------------|--------------|------------------------------|-------|
| Società di Gestione | Polar Capital LLP | Patrimonio Classe (Mln) | 227,01 USD | Investimento Min. Ingresso | - |
| Telefono | 44 (0)20 7227 2700 | (17/12/2025) | | Investimento Min. Successivo | - |
| Web | www.polarcapitalfunds.co | Domicilio | IRLANDA | T.E.R. | - |
| | | Valuta del Fondo | USD | Spese correnti | 1,41% |
| Data di Partenza | 06/10/2017 | UCITS | Si | Commissione di incentivo | - |
| Nome del Gestore | - | Inc/Acc | Acc | | |
| Data Inizio Gestione | 06/10/2017 | ISIN | IE00BF0GL105 | | |

Polar Capital Funds PLC - Artificial Intelligence Fund R USD Acc

| | |
|-----------------------------|--------------|
| NAV ^(17/12/2025) | USD 29,68 |
| Patrimonio Netto (Mln) | 1.538,95 USD |
| ^(31/10/2025) | |