

Ashmore SICAV Emerging Markets Local Currency Bond Fund Retail HKD

Categoria Morningstar™
(Unhedged) Inc

Locale

Benchmark Morningstar

Morningstar Emerging Markets

Government Bond Local Currency GR USD

Usato nel Report

Benchmark Dichiarato

JPM GBI-EM Global Diversified TR USD

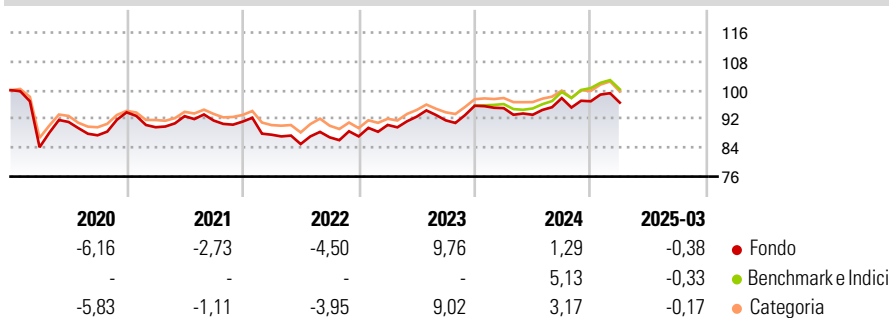
Morningstar Rating™

★★★

Obiettivo d'Investimento Dichiarato

The Sub-Fund will mainly seek to access the returns available from Sovereign Transferable Securities which are debt in nature and other instruments issued by Sovereigns and Quasi-Sovereigns denominated in local currencies, including also investing in financial derivative instruments and related synthetic structures or products. The Fund is actively managed and references JP Morgan Government Bond Index Emerging Market Global Diversified (the "Benchmark") as part of its investment process. Consideration may be given to the Benchmark when determining the investment universe of the Sub-Fund. The Investment Manager nonetheless retains wide discretion over the composition of the Fund's portfolio. While the Sub-Fund may hold assets that are...

Rendimenti



Misure di Rischio


3Y Alpha	-0,18	3Y Sharpe Ratio	0,15
3Y Beta	1,12	3Y Std Dev	5,99
3Y R-Squared	97,85	3Y Risk	Med
3Y Info Ratio	-0,24	5Y Risk	+Med
3Y Tracking Error	2,03	10Y Risk	-

Basati su Morningstar Emerging Markets Government Bond Local Currency GR USD (dove applicabile)

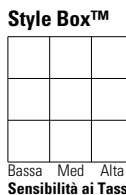
Rend. Cumulati %	Fondo	Bmk	Cat	Rendimenti Trimestrali %	Q1	Q2	Q3	Q4
3-Mesi	-4,74	-4,87	-5,01	2025	-0,38	-	-	-
6-Mesi	-3,91	-3,07	-4,05	2024	-0,69	-1,94	4,96	-0,90
1-Anno	0,10	1,06	-0,59	2023	3,63	2,55	-1,10	4,42
3-Anni Ann.ti	1,30	1,73	1,70	2022	-4,00	-2,95	2,19	0,31
5-Anni Ann.ti	1,30	1,57	1,54	2021	-4,40	3,43	-1,31	-0,32
10-Anni Ann.ti	-	-	-					

Rendimenti aggiornati al 16/04/2025

Portafoglio 31/12/2024



Fixed Income Style Box™



Duration Effettiva

Maturità effettiva

Qualità Credito Media

Fondo

Credit Quality %

Fond

Credit Quality %

Fond

Titoli principali

Nome	Settore	%
Secretaria Tesouro Nacional 0%	-	5,23
Secretaria Tesouro Nacional 0%	-	3,55
Poland (Republic of) 6%	-	2,78
Secretaria Tesouro Nacional 0%	-	2,56
China (People's Republic Of)...	-	2,51
Mexico (United Mexican...	-	2,41
South Africa (Republic of)...	-	2,27
Turkey (Republic of) 26.2%	-	1,90
Poland (Republic of) 7.5%	-	1,79
China (People's Republic Of)...	-	1,65
% Primi 10 Titoli sul Patrimonio		26,65
Numero Complessivo di Titoli Azionari		0
Numero Complessivo di Titoli Obbligazionari		159

Fixed Income Sector Weightings %

	Fondo
🏛️ Governativo	97,09
🏢 Societario	0,00
🏠 Cartolarizzazioni	0,00
👤 Enti Locali	0,00
🏦 Liquidità ed equivalenti	2,91
📄 Derivati	0,00

Coupon Range %

	Fondo
0 coupon	14,43
Da 0 a 4 cedole	23,64
Da 4 a 6 cedole	14,19
Da 6 a 8 cedole	30,35
Da 8 a 10 cedole	13,28
Da 10 a 12 cedole	0,09
Oltre 12 cedole	4,01

Scadenze %

	Fondo
da 1 a 3	9,38
da 3 a 5	18,20
da 5 a 7	18,43
da 7 a 10	25,45
da 10 a 15	15,60
da 15 a 20	4,49
da 20 a 30	5,86
oltre 30	0,00

Anagrafica

Società di Gestione	Ashmore Investment Management (Ireland) Limited	Patrimonio Classe (Mln)	0,68 HKD	Investimento Min. Ingresso	6.000.000 HKD
Telefono	-	(16/04/2025)		Investimento Min. Successivo	30.000 HKD
Web	-	Domicilio	LUSSEMBURGO	T.E.R.	1,75%
Data di Partenza	12/09/2017	Valuta del Fondo	HKD	Spese correnti	1,71%
Nome del Gestore	-	UCITS	Si	Commissione di incentivo	-
Data Inizio Gestione	25/02/2010	Inc/Acc	Inc		
NAV (16/04/2025)	HKD 68,43	ISIN	LU1674688293		

Ashmore SICAV Emerging Markets Local Currency Bond Fund Retail HKD

Patrimonio Netto (Mln)
(Unhedged) Inc

854,93 USD