

# PrivilEdge Robeco Global High Yield P USD Cap

## Categoria Morningstar™

Obbligazionari Globali High Yield

## Benchmark Morningstar

Morningstar Global High-Yield Bond GR USD  
Usato nel Report

## Benchmark Dichiarato

Bloomberg Global HY Corp TR USD

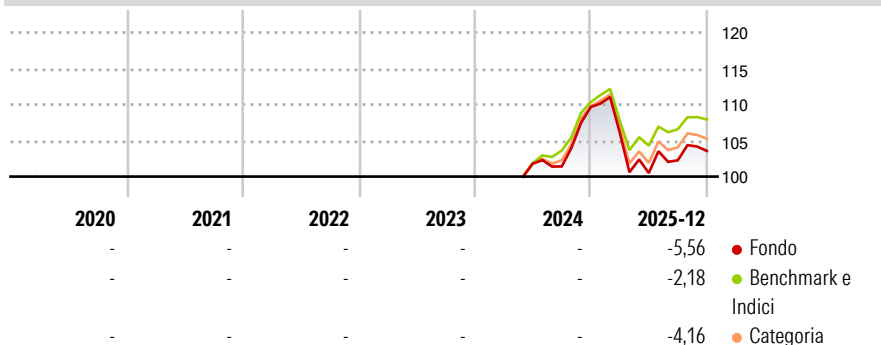
## Morningstar Rating™

Senza rating

### Obiettivo d'Investimento Dichiarato

The Sub-Fund is actively managed in reference to a benchmark. The Bloomberg Global High Yield Corporate TR Index (the "Benchmark") is used for performance comparison and for internal risk monitoring purposes only, without implying any particular constraints to the Sub-Fund's investments. Bond issuers represented in the portfolio of the Sub-Fund will generally be similar to those of the Benchmark however, their weightings are expected to differ materially and the Investment Manager has discretion to select issuers that are not part of the Benchmark universe. The Sub-Fund's holdings are therefore expected to deviate materially from the Benchmark. However, under a low volatility environment, the performance of the Sub-Fund may be close to...

### Rendimenti



### Misure di Rischio

3Y Alpha	-	3Y Sharpe Ratio	-
3Y Beta	-	3Y Std Dev	-
3Y R-Squared	-	3Y Risk	-
3Y Info Ratio	-	5Y Risk	-
3Y Tracking Error	-	10Y Risk	-


Basati su Morningstar Global High-Yield Bond GR USD (dove applicabile)

Rend. Cumulati %	Fondo	Bmk	Cat
3-Mesi	2,55	2,47	2,55
6-Mesi	3,86	4,15	4,16
1-Anno	-4,58	-1,51	-3,39
3-Anni Ann.ti	-	-	-
5-Anni Ann.ti	-	-	-
10-Anni Ann.ti	-	-	-

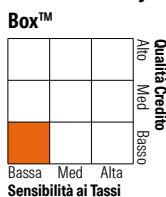
Rendimenti aggiornati al 16/01/2026

Rendimenti Trimestrali %	Q1	Q2	Q3	Q4
2026	-	-	-	-
2025	-3,26	-5,28	1,76	1,27
2024	-	-	-0,38	8,14
2023	-	-	-	-
2022	-	-	-	-

### Portafoglio 31/01/2025



### Fixed Income Style Box™



Duration Effettiva	-
Maturità effettiva	-
Qualità Credito Media	BB

Credit Quality %	Fond	Credit Quality %	Fond
AAA	0,00	BBB	9,90
AA	0,00	BB	64,30
A	0,00	B	19,30
		Below B	1,20
		Not Rated	5,30

### Titoli principali

Nome	Settore	%
OI European Group B.V. 4.75%	—	0,98
Ball Corporation 2.875%	—	0,95
Albertsons Cos Inc / Safeway...	—	0,91
FMG Resources (August 2006)...	—	0,87
Iqvia Inc 2.25%	—	0,86
BE Semiconductor Industries...	—	0,80
Equitrans Midstream...	—	0,78
Crown European Holdings S.A...	—	0,77
Lamb Weston Holdings Inc...	—	0,74
Energizer Gamma Acquisition...	—	0,74
% Primi 10 Titoli sul Patrimonio		8,39
Numero Complessivo di Titoli Azionari		0
Numero Complessivo di Titoli Obbligazionari		369

### Fixed Income Sector Weightings %

	Fondo
■ Governativo	-2,35
■ Societario	92,79
■ Cartolarizzazioni	0,06
■ Enti Locali	0,00
■ Liquidità ed equivalenti	6,12
■ Derivati	3,37
Coupon Range %	Fondo
0 coupon	0,15
Da 0 a 4 cedole	24,90
Da 4 a 6 cedole	34,24
Da 6 a 8 cedole	28,39
Da 8 a 10 cedole	11,48
Da 10 a 12 cedole	0,36
Oltre 12 cedole	0,47

### Scadenze %

	Fondo
da 1 a 3	9,56
da 3 a 5	33,53
da 5 a 7	26,66
da 7 a 10	9,80
da 10 a 15	0,98
da 15 a 20	0,67
da 20 a 30	1,06
oltre 30	10,25

### Anagrafica

Società di Gestione	Robeco Institutional Asset Management BV	Patrimonio Classe (Mln)	1,45 USD	Investimento Min. Ingresso	3.000 EUR
Telefono	+31 10 2241224	(16/01/2026)		Investimento Min. Successivo	-
Web	www.robeco.com	Domicilio	LUSSEMBURGO	T.E.R.	-
Data di Partenza	21/11/2017	Valuta del Fondo	USD	Spese correnti	1,42%
Nome del Gestore	-	UCITS	Si	Commissione di incentivo	-
Data Inizio Gestione	21/11/2017	Inc/Acc	Acc		
NAV (16/01/2026)	USD 13,49	ISIN	LU1711577574		

# PrivilEdge Robeco Global High Yield P USD Cap

Patrimonio Netto (Mln)	525,40 EUR
(31/01/2025)	