

Multicooperation SICAV - Julius Baer Multi-Manager Fixed Income

Categoria Morningstar™

Unconstrained USD C

Benchmark Morningstar

Morningstar Global Core Bond GR Hedged

USD

Usato nel Report

Benchmark Dichiarato

Bloomberg Multiverse TR Hdg USD

Morningstar Rating™

★★

Obiettivo d'Investimento Dichiarato

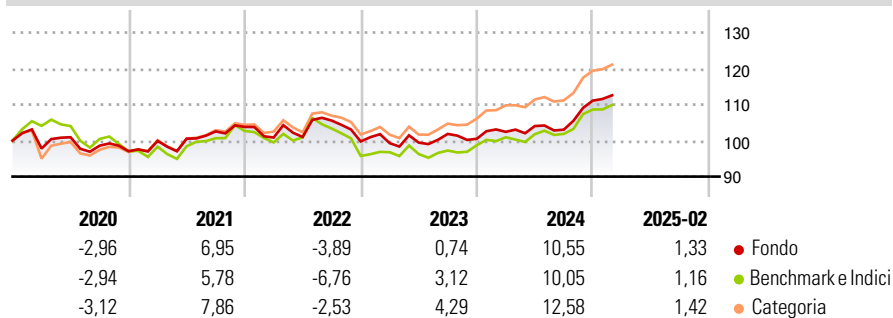
The investment objective of the Company in relation to the subfund is to achieve a rate of return as high as possible with limited risk. For this purpose the Subfund mainly invests in units of other UCITS and/or UCI, including Exchange Traded Funds (ETF) (together "target funds") investing their assets in accordance with their investment policy, primarily in fixed-interest and floating-rate securities (i.e. government or corporate bonds), convertible bonds and convertible preferred shares, index-linked securities, derivatives (including credit derivatives, interest derivatives and currency derivative contracts), cash and money market instruments from all over the world. In addition, the target funds may also invest in Coco-Bonds and...

Misure di Rischio

3Y Alpha	-0,81	3Y Sharpe Ratio	0,22
3Y Beta	0,64	3Y Std Dev	6,21
3Y R-Squared	67,59	3Y Risk	-Med
3Y Info Ratio	0,19	5Y Risk	-Med
3Y Tracking Error	3,45	10Y Risk	-

Basati su Morningstar Global Core Bond GR Hedged USD (dove applicabile)


Rendimenti



Rend. Cumulati %	Fondo	Bmk	Cat	Rendimenti	Q1	Q2	Q3	Q4
3-Mesi	-2,83	-4,36	-3,53	2025	-	-	-	-
6-Mesi	3,13	0,07	1,88	2024	1,92	1,57	-0,96	7,83
1-Anno	4,27	3,81	5,64	2023	-0,48	0,16	2,43	-1,33
3-Anni Ann.ti	1,81	0,49	3,23	2022	-2,83	0,14	4,50	-5,48
5-Anni Ann.ti	1,57	0,11	2,97	2021	2,96	0,61	2,00	1,22
10-Anni Ann.ti	-	-	-					

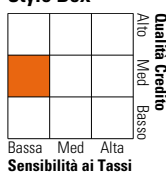
Rendimenti aggiornati al 11/03/2025

Portafoglio 31/01/2025



Fixed Income

Style Box™



	Fondo
Duration Effettiva	2,76
Maturità effettiva	7,85
Qualità Credito Media	BBB

Credit Quality %	Fond	Credit Quality %	Fond
AAA	23,56	BBB	17,98
AA	37,22	BB	7,16
A	7,56	B	2,99
		Below B	1,67
		Not Rated	1,86

Titoli principali

Nome	Settore	%
Lazard Rathmore Alternative...	—	10,69
DNCA Invest Alpha Bonds H-I...	—	10,14
Jupiter Strategic Abs Ret Bd...	—	9,78
Brevan Howard Abs Rt Govt Bd...	—	9,46
Principal Finisterre Unc...	—	8,87
DWS Invest Asian Bonds USD XC	—	7,86
Pacific G10 macro rates USD...	—	7,07
U Access (IRL) GCA Credit...	—	7,02
BNPP Flexi I US Mortgage I C	—	5,72
BSF Sustainable FxIncStrats...	—	5,46
% Primi 10 Titoli sul Patrimonio		82,06
Numero Complessivo di Titoli Azionari		0
Numero Complessivo di Titoli Obbligazionari		0

Fixed Income Sector Weightings %

	Fondo
🏛️ Governativo	19,76
🏢 Societario	41,00
🏠 Cartolarizzazioni	22,29
🏘️ Enti Locali	0,06
🏦 Liquidità ed equivalenti	18,11
📄 Derivati	-1,21

Coupon Range %

	Fondo
0 coupon	3,91
Da 0 a 4 cedole	39,44
Da 4 a 6 cedole	27,85
Da 6 a 8 cedole	18,16
Da 8 a 10 cedole	8,33
Da 10 a 12 cedole	1,43
Oltre 12 cedole	0,88

Scadenze %

	Fondo
da 1 a 3	15,05
da 3 a 5	14,70
da 5 a 7	10,90
da 7 a 10	12,54
da 10 a 15	6,69
da 15 a 20	3,73
da 20 a 30	17,56
oltre 30	2,69

Anagrafica

Società di Gestione	Bank Julius Bär & Co. AG	Patrimonio Classe (Mln)	0,00 USD	Investimento Min. Ingresso	500.000 USD
Telefono	+41 (0) 58 888 1111	(11/03/2025)		Investimento Min. Successivo	-
Web	www.juliusbaer.com	Domicilio	LUSSEMBURGO	T.E.R.	1,35%
Data di Partenza	30/11/2017	Valuta del Fondo	USD	Spese correnti	1,30%
Nome del Gestore	Fabian Kalbermatter	UCITS	Si	Commissione di incentivo	-
Data Inizio Gestione	30/11/2017	Inc/Acc	Acc		
NAV (11/03/2025)	USD 109,45	ISIN	LU1649330245		
Patrimonio Netto (Mln)	462,32 USD				

(31/01/2025)