

BlackRock Strategic Funds - Managed Index Portfolios Conservative

Categoria Morningstar™

Index Invest

Benchmark Morningstar

Global US&E Euro Moderate Global Target

Benchmark Dichiarato

Not Benchmarked

Morningstar Rating™

★★

Allocation NR EUR

Usato nel Report

Obiettivo d'Investimento Dichiarato

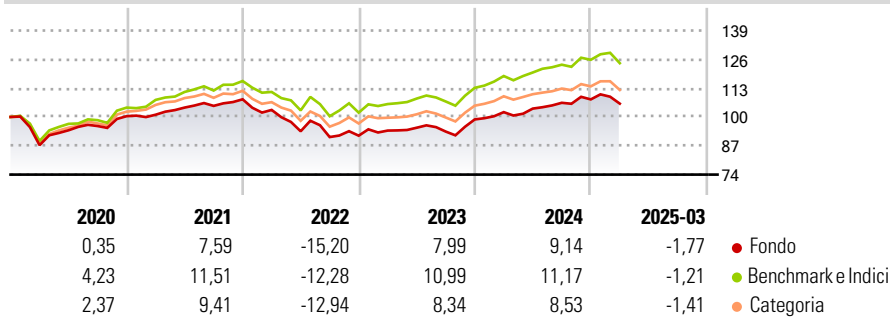
The sub-fund aims to deliver a total return, which is a combination of capital growth and income, commensurate with a conservative level of risk. The Fund will seek to achieve its investment objective by obtaining indirect exposure to a broad range of asset classes, which may include equity and equity-related securities, fixed income and fixed income-related securities, alternative assets, cash and near-cash instruments. Exposure to these asset classes will be achieved through investments in units of undertakings for collective investment, including but not limited to Exchange Traded Funds and other Index Funds managed by an affiliate of the BlackRock Group and, when determined appropriate, the Fund may invest directly in derivatives,...

Misure di Rischio

| | | | |
|-------------------|-------|-----------------|-------|
| 3Y Alpha | -2,66 | 3Y Sharpe Ratio | -0,16 |
| 3Y Beta | 0,89 | 3Y Std Dev | 8,20 |
| 3Y R-Squared | 92,46 | 3Y Risk | Med |
| 3Y Info Ratio | -1,18 | 5Y Risk | Med |
| 3Y Tracking Error | 2,40 | 10Y Risk | - |

Basati su Morningstar Euro Moderate Global Target Allocation NR EUR (dove applicabile)

Rendimenti



| Rend. Cumulati % | Fondo | Bmk | Cat |
|------------------|-------|-------|-------|
| 3-Mesi | -4,46 | -5,57 | -5,31 |
| 6-Mesi | -3,33 | -4,03 | -4,66 |
| 1-Anno | 3,44 | 2,84 | 0,99 |
| 3-Anni Ann.ti | 0,76 | 2,66 | 0,83 |
| 5-Anni Ann.ti | 2,82 | 5,45 | 3,88 |
| 10-Anni Ann.ti | - | - | - |

Rendimenti aggiornati al 16/04/2025

| Rendimenti Trimestrali % | Q1 | Q2 | Q3 | Q4 |
|--------------------------|-------|-------|-------|------|
| 2025 | -1,77 | - | - | - |
| 2024 | 3,33 | 1,57 | 2,52 | 1,43 |
| 2023 | 2,51 | 1,37 | -1,82 | 5,85 |
| 2022 | -4,44 | -9,34 | -2,78 | 0,68 |
| 2021 | 0,66 | 3,19 | 0,73 | 2,83 |

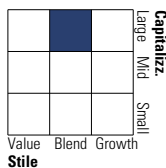
Portafoglio 31/03/2025



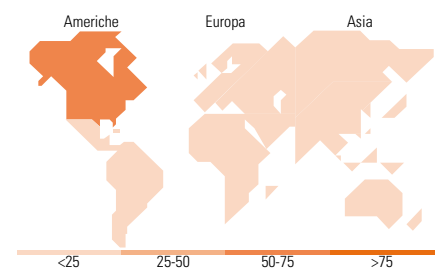
| Asset Allocation % | Netta |
|--------------------|-------|
| Azioni | 38,19 |
| Obbligazioni | 48,59 |
| Liquidità | 9,92 |
| Altro | 3,30 |

Morningstar Style Box®

Stile Azionario



Reddito Fisso



Titoli principali

| Nome | Settore | % |
|---|---------|-------|
| iShares US Eq Enh Actv ETF... | — | 9,91 |
| iShares \$ Treasury Bd 3-7y... | — | 8,41 |
| iShares Wld Eq Fac Rotatin... | — | 7,57 |
| iShares EUR Cash ETF EUR Acc | — | 6,86 |
| iShares \$ Corp Bond ESG ETF... | — | 4,98 |
| iShares \$ Treasury Bd 1-3y... | — | 4,80 |
| iShares € Corp Bond ESG ETF... | — | 4,42 |
| iShares JP Morgan ESG \$ EM... | — | 4,19 |
| iShares MSCI USA Scrn ETF... | — | 4,10 |
| iShares China CNY Bond ETF... | — | 4,03 |
| % Primi 10 Titoli sul Patrimonio | | 59,26 |
| Numero Complessivo di Titoli Azionari | | 0 |
| Numero Complessivo di Titoli Obbligazionari | | 0 |

Distribuzione Settoriale %

| | Fondo |
|-----------|-------|
| Ciclico | 38,85 |
| Sensibile | 47,41 |
| Difensivo | 13,73 |

Fixed Income Sector Weightings %

| | Fondo |
|--------------------------|-------|
| Governativo | 62,11 |
| Societario | 22,41 |
| Cartolarizzazioni | 0,02 |
| Enti Locali | 0,00 |
| Liquidità ed equivalenti | 12,30 |
| Derivati | 3,16 |

Ripartizione Geografica %

| | Fondo |
|-------------------------------|--------------|
| America | 70,19 |
| Stati Uniti | 66,39 |
| Canada | 2,87 |
| America Latina e Centrale | 0,93 |
| Europa | 13,93 |
| Regno Unito | 1,13 |
| Europa Occidentale - Euro | 9,81 |
| Europa Occidentale - Non Euro | 1,84 |
| Europa dell'Est | 0,17 |
| Africa | 0,28 |
| Medio Oriente | 0,69 |
| Asia | 15,88 |
| Giappone | 5,72 |
| Australasia | 1,86 |
| Asia - Paesi Sviluppati | 4,22 |
| Asia - Emergente | 4,08 |

Anagrafica

| | | | | | |
|----------------------|---------------------------|-------------------------|-------------|------------------------------|----------------|
| Società di Gestione | BlackRock (Luxembourg) SA | Patrimonio Classe (Mln) | 32,71 EUR | Investimento Min. Ingresso | 10.000.000 EUR |
| Telefono | +44 20 77433000 | (16/04/2025) | | Investimento Min. Successivo | 10.000 USD |
| Web | www.blackrock.com | Domicilio | LUSSEMBURGO | T.E.R. | 1,13% |
| Data di Partenza | 26/01/2018 | Valuta del Fondo | EUR | Spese correnti | 1,11% |
| Nome del Gestore | - | UCITS | Si | Commissione di incentivo | - |
| Data Inizio Gestione | 26/01/2018 | Inc/Acc | Inc | | |

BlackRock Strategic Funds - Managed Index Portfolios Conservative

NAV (16/04/2025)

EUR 110,24

ISIN

LU1733247743

Index Invest Balance EUR

(31/03/2025)