

DPAM B - Balanced Low Strategy F

Categoria Morningstar™

Bilanciati Moderati EUR

Benchmark Morningstar

Morningstar Euro Moderate Global Target

Allocation NR EUR

Usato nel Report

Benchmark Dichiarato

Not Benchmarked

Morningstar Rating™

★★★

Obiettivo d'Investimento Dichiarato

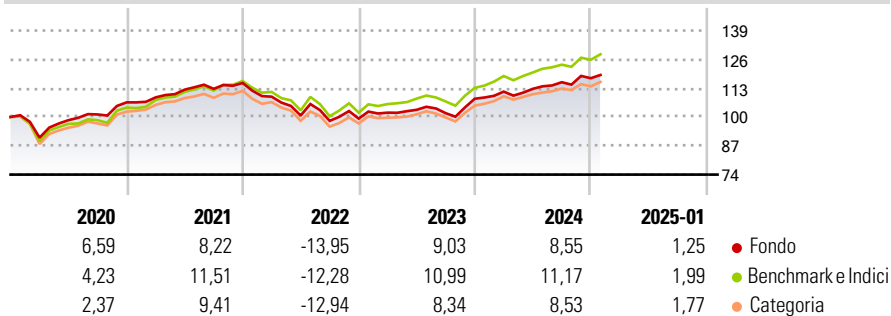
The objective of the sub-fund is to offer investors, by means of an actively managed portfolio, moderate medium- and long-term capital gains by investing in equity and/or debt securities of issuers worldwide. The sub-fund invests mainly, without any sector or geographical restriction, in funds that invest in bonds and equities (UCITS and/or other UCIs) and, on an ancillary basis, in other investment funds (UCITS and/or other UCIs). The sub-fund may also invest directly in shares, bonds or other debt securities up to a maximum of 20% of its net assets. The sub-fund aims to limit its (direct and indirect) investments in shares and other equity securities to approximately 45% of its net assets.

Misure di Rischio

3Y Alpha	-1,98	3Y Sharpe Ratio	0,00
3Y Beta	0,92	3Y Std Dev	7,98
3Y R-Squared	97,67	3Y Risk	Med
3Y Info Ratio	-1,57	5Y Risk	-Med
3Y Tracking Error	1,39	10Y Risk	-

Basati su Morningstar Euro Moderate Global Target Allocation NR EUR (dove applicabile)

Rendimenti




Rend. Cumulati %	Fondo	Bmk	Cat
3-Mesi	3,86	4,51	3,53
6-Mesi	6,13	7,22	5,41
1-Anno	9,22	11,81	10,12
3-Anni Ann.ti	2,46	4,72	2,57
5-Anni Ann.ti	3,35	4,80	3,11
10-Anni Ann.ti	-	-	-

Rendimenti aggiornati al 03/02/2025

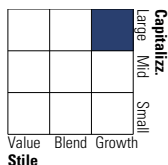
Rendimenti Trimestrali %	Q1	Q2	Q3	Q4
2025	-	-	-	-
2024	2,97	1,12	2,66	1,56
2023	2,71	1,27	-1,48	6,39
2022	-5,36	-7,78	-2,42	1,04
2021	2,10	3,21	0,33	2,36

Portafoglio 30/09/2024

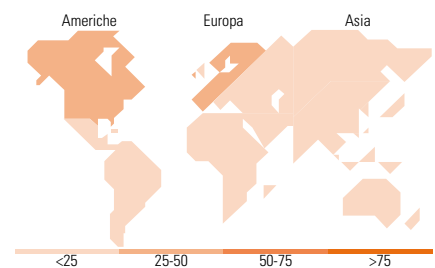


Morningstar Style Box®

Stile Azionario



Reddito Fisso



Titoli principali

Nome	Settore	%
DPAM B Bonds Eur P Cap	—	18,11
DPAM L Bonds EUR Quality...	—	11,67
DPAM B Equities World Sust P...	—	7,40
DPAM B Equities Europe Sust...	—	7,01
DPAM L Bonds Climate Trends...	—	6,19
DPAM L Equities US...	—	4,45
DPAM L Bonds EUR Corporate...	—	3,86
DPAM L Bonds Corporate EUR P	—	3,58
DPAM B Eqns NewGems Sust P Cap	—	3,58
T. Rowe Price US Lg Cap Gr...	—	3,06
% Primi 10 Titoli sul Patrimonio		68,91
Numero Complessivo di Titoli Azionari		0
Numero Complessivo di Titoli Obbligazionari		1

Distribuzione Settoriale %

	Fondo
Ciclico	33,53
Sensibile	45,68
Difensivo	20,79

Fixed Income Sector Weightings %

	Fondo
Governativo	66,86
Societario	43,24
Cartolarizzazioni	0,03
Enti Locali	0,00
Liquidità ed equivalenti	-35,34
Derivati	25,22

Ripartizione Geografica %

	Fondo
America	42,88
Stati Uniti	41,92
Canada	0,45
America Latina e Centrale	0,50
Europa	44,32
Regno Unito	7,85
Europa Occidentale - Euro	26,02
Europa Occidentale - Non Euro	9,62
Europa dell'Est	0,13
Africa	0,29
Medio Oriente	0,41
Asia	12,80
Giappone	3,70
Australasia	0,24
Asia - Paesi Sviluppatti	3,47
Asia - Emergente	5,40

Anagrafica

Società di Gestione	Degroof Petercam Asset Management SA	Patrimonio Classe (Mln)	1,44 EUR	Investimento Min. Ingresso	25.000 EUR
Telefono	+32 2 287 99 01	Domicilio	BELGIO	Investimento Min. Successivo	-
Web	https://funds.degroofpetercam.com/	Valuta del Fondo	EUR	T.E.R.	-
		UCITS	Si	Spese correnti	0,79%
		Inc/Acc	Acc	Commissione di incentivo	-
Data di Partenza	16/04/2018	ISIN	BE6299368918		
Nome del Gestore	-				

DPAM B - Balanced Low Strategy F

Data Inizio Gestione	01/01/2020
NAV (03/02/2025)	EUR 157,73
Patrimonio Netto (Mln)	110,27 EUR

(30/09/2024)