

# iShares Emerging Markets Government Bond Index Fund (IE) Flex Acc Hedged EUR

**Categoria Morningstar™**

Obbligazionari Paesi Emergenti EUR

**Benchmark Morningstar**

Morningstar Emerging Markets Sovereign

Bond GR Hedged EUR

Usato nel Report

**Benchmark Dichiarato**

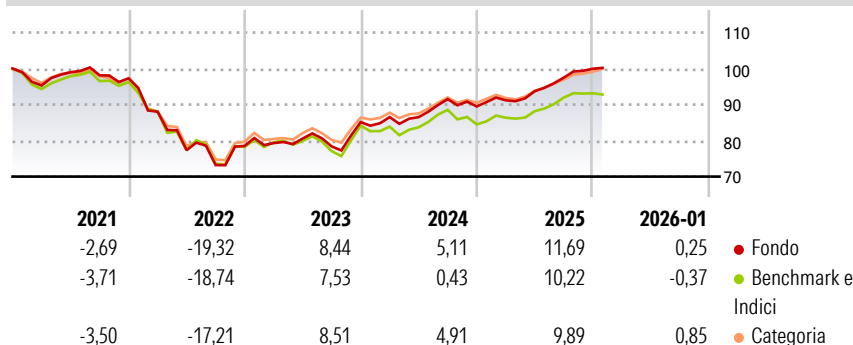
JPM EMBI Global Diversified TR USD

**Morningstar Rating™**

★★★

**Obiettivo d'Investimento Dichiarato**

The investment objective of the Fund is to provide Shareholders with a total return, taking into account both capital and income returns, which reflects the total return of the J.P. Morgan Emerging Market Bond Index Global Diversified, the Fund's Benchmark Index. In order to achieve this objective, the Fund will predominantly invest in the fixed income securities that make up the Fund's Benchmark Index (which comprises government bonds). The Fund's Benchmark Index comprises USD denominated fixed and floating rate fixed income securities issued by emerging market sovereign and quasi-sovereign entities. Quasi-sovereign entities must be 100% guaranteed or 100% owned by the relevant sovereign entity. The Fund may also invest in other fixed...

**Rendimenti**

**Misure di Rischio**


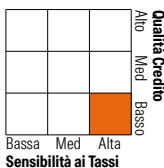
3Y Alpha	2,58	3Y Sharpe Ratio	0,72
3Y Beta	0,86	3Y Std Dev	6,22
3Y R-Squared	96,11	3Y Risk	Med
3Y Info Ratio	1,55	5Y Risk	Med
3Y Tracking Error	1,58	10Y Risk	-

Basati su Morningstar Emerging Markets Sovereign Bond GR Hedged EUR (dove applicabile)

Rend. Cumulati %	Fondo	Bmk	Cat
3-Mesi	1,10	-0,24	2,15
6-Mesi	5,77	4,22	6,33
1-Anno	10,52	8,88	10,33
3-Anni Ann.ti	7,06	4,58	6,88
5-Anni Ann.ti	0,22	-1,23	0,42
10-Anni Ann.ti	-	-	-

Rendimenti aggiornati al 03/02/2026

Rendimenti Trimestrali %	Q1	Q2	Q3	Q4
2026	-	-	-	-
2025	1,90	2,77	4,02	2,53
2024	1,64	-0,02	5,77	-2,21
2023	1,03	1,56	-2,70	8,61
2022	-9,54	-12,14	-5,35	7,25

**Portafoglio 31/12/2025**

**Fixed Income Style**
**Box™**


Duration Effettiva	Fondo 6,42
Maturity effettiva	Fondo 10,86
Qualità Credito Media	Fondo BB

Credit Quality %	Fond	Credit Quality %	Fond
AAA	0,00	BBB	27,60
AA	5,24	BB	26,92
A	16,19	B	14,55
		Below B	9,40
		Not Rated	0,10

**Titoli principali**

Nome	Settore	%
Argentina (Republic Of) 4.12%	—	0,92
Ecuador (Republic Of) 6.9%	—	0,74
Argentina (Republic Of) 0.75%	—	0,65
Argentina (Republic Of) 5%	—	0,54
Uruguay (Republic Of) 5.1%	—	0,47
Ghana (Republic of) 5%	—	0,47
Eagle Funding Luxco S.a.r.l....	—	0,44
Argentina (Republic Of) 3.5%	—	0,43
Ecuador (Republic Of) 6.9%	—	0,39
Oman (Sultanate Of) 6.75%	—	0,37
% Primi 10 Titoli sul Patrimonio		5,41
Numero Complessivo di Titoli Azionari		0
Numero Complessivo di Titoli Obbligazionari		990

**Fixed Income Sector Weightings %**

	Fondo
■ Governativo	83,61
■ Societario	15,42
■ Cartolarizzazioni	0,00
■ Enti Locali	0,00
■ Liquidità ed equivalenti	0,97
■ Derivati	0,00

**Coupon Range %**

	Fondo
0 coupon	0,56
Da 0 a 4 cedole	18,22
Da 4 a 6 cedole	42,43
Da 6 a 8 cedole	29,94
Da 8 a 10 cedole	8,48
Da 10 a 12 cedole	0,27
Oltre 12 cedole	0,09

**Scadenze %**

	Fondo
da 1 a 3	13,59
da 3 a 5	16,96
da 5 a 7	12,55
da 7 a 10	19,61
da 10 a 15	8,93
da 15 a 20	6,87
da 20 a 30	17,64
oltre 30	2,96

**Anagrafica**

Società di Gestione	BlackRock Asset Management Ireland Ltd	Patrimonio Classe (Mln)	261,99 EUR	Investimento Min. Ingresso	500.000 EUR
Telefono	-	(03/02/2026)	-	Investimento Min. Successivo	-
Web	www.blackrock.com	Domicilio	IRLANDA	T.E.R.	-
Data di Partenza	04/05/2018	Valuta del Fondo	EUR	Spese correnti	0,03%
Nome del Gestore	-	UCITS	Si	Commissione di incentivo	-
Data Inizio Gestione	-	Inc/Acc	Acc		
NAV (03/02/2026)	EUR 11,38	ISIN	IE00BD9H4C29		

# iShares Emerging Markets Government Bond Index Fund (IE) Flex Acc Hedged EUR

Patrimonio Netto (Mln)	3.261,95 USD
(31/12/2025)	