

iShares Emerging Markets Local Government Bond Index Fund (IE) D Acc USD

Categoria Morningstar™

Obbligazionari Paesi Emergenti Valuta Locale

Benchmark Morningstar

 Morningstar Emerging Markets Government Bond Local Currency GR USD
Usato nel Report

Benchmark Dichiarato

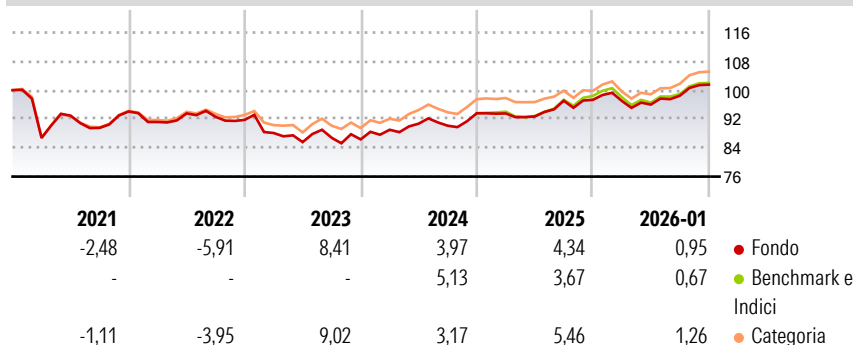
JPM GBI-EM Global Diversified TR USD

Morningstar Rating™

★★

Obiettivo d'Investimento Dichiarato

The investment objective of the Fund is to provide Shareholders with a total return, taking into account both capital and income returns, which reflects the total return of the J.P. Morgan Government Bond Index - Emerging Market Global Diversified Index, the Fund's Benchmark Index. In order to achieve this objective, the Fund will predominantly invest in the fixed income securities that make up the Fund's Benchmark Index (which comprises government bonds). The Fund's Benchmark Index comprises local currency denominated fixed rate fixed income securities issued by emerging market sovereign and quasi-sovereign entities. Quasi-sovereign entities must be 100% guaranteed or 100% owned by the relevant sovereign entity. The Fund may also invest...


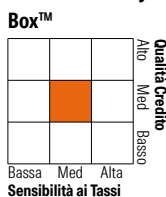
Rendimenti

Misure di Rischio

3Y Alpha	-0,01	3Y Sharpe Ratio	0,46
3Y Beta	1,06	3Y Std Dev	4,50
3Y R-Squared	98,78	3Y Risk	-Med
3Y Info Ratio	0,15	5Y Risk	Med
3Y Tracking Error	1,01	10Y Risk	-

Basati su Morningstar Emerging Markets Government Bond Local Currency GR USD (dove applicabile)

Rend. Cumulati %	Fondo	Bmk	Cat	Rendimenti Trimestrali %	Q1	Q2	Q3	Q4
3-Mesi	2,75	2,52	3,27	2026	-	-	-	-
6-Mesi	6,72	6,47	7,85	2025	-0,29	-1,06	2,56	3,12
1-Anno	4,61	3,53	5,98	2024	-0,06	-0,90	4,73	0,24
3-Anni Ann.ti	5,23	5,07	5,84	2023	3,10	1,91	-0,63	3,84
5-Anni Ann.ti	1,77	2,30	2,66	2022	-3,98	-2,87	1,40	-0,51
10-Anni Ann.ti	-	-	-					

Rendimenti aggiornati al 03/02/2026

Portafoglio 31/12/2025

Fixed Income Style Box™


Duration Effettiva	5,32
Maturità effettiva	7,79
Qualità Credito Media	BBB

Credit Quality %	Fond	Credit Quality %	Fond
AAA	0,00	BBB	45,79
AA	5,04	BB	19,31
A	29,42	B	0,00
		Below B	0,00
		Not Rated	0,44

Titoli principali

Nome	Settore	%
iSh Brzil LTN BRL Gvt Bnd	—	3,29
Secretaria Do Tesouro...	—	1,10
South Africa (Republic of)...	—	1,05
India (Republic of) 7.18%	—	1,04
Mexico (United Mexican...	—	0,92
India (Republic of) 7.3%	—	0,90
South Africa (Republic of)...	—	0,90
China (People's Republic Of)...	—	0,88
Mexico (United Mexican...	—	0,88
South Africa (Republic of)...	—	0,83
% Primi 10 Titoli sul Patrimonio		11,80
Numero Complessivo di Titoli Azionari		0
Numero Complessivo di Titoli Obbligazionari		360

Fixed Income Sector Weightings %

	Fondo
Governativo	99,44
Societario	0,00
Cartolarizzazioni	0,00
Enti Locali	0,00
Liquidità ed equivalenti	0,57
Derivati	0,00
Coupon Range %	Fondo
0 coupon	4,04
Da 0 a 4 cedole	30,80
Da 4 a 6 cedole	16,70
Da 6 a 8 cedole	30,74
Da 8 a 10 cedole	14,55
Da 10 a 12 cedole	1,17
Oltre 12 cedole	2,00

Scadenze %

	Fondo
da 1 a 3	16,87
da 3 a 5	22,83
da 5 a 7	14,08
da 7 a 10	20,46
da 10 a 15	11,29
da 15 a 20	5,23
da 20 a 30	7,37
oltre 30	0,00

Anagrafica

Società di Gestione	BlackRock Asset Management Ireland Ltd	Patrimonio Classe (Mln)	81,85 USD	Investimento Min. Ingresso	500.000 USD
Telefono	-	(03/02/2026)		Investimento Min. Successivo	-
Web	www.blackrock.com	Domicilio	IRLANDA	T.E.R.	-
Data di Partenza	04/05/2018	Valuta del Fondo	USD	Spese correnti	0,25%
Nome del Gestore	-	UCITS	Si	Commissione di incentivo	-
Data Inizio Gestione	-	Inc/Acc	Acc		
NAV (03/02/2026)	USD 11,53	ISIN	IE00BF2N5W82		

iShares Emerging Markets Local Government Bond Index Fund (IE) D Acc USD

Patrimonio Netto (Mln)	2.084,86 USD
(31/12/2025)	