

PineBridge Global Dynamic Asset Allocation Fund Class ADCT

Categoria Morningstar™

Bilanciati Flessibili USD

Benchmark Morningstar

Morningstar EAA USD Mod Target

Allocation NR USD

Usato nel Report

Benchmark Dichiarato

N/A

Morningstar Rating™

★★

Obiettivo d'Investimento Dichiarato

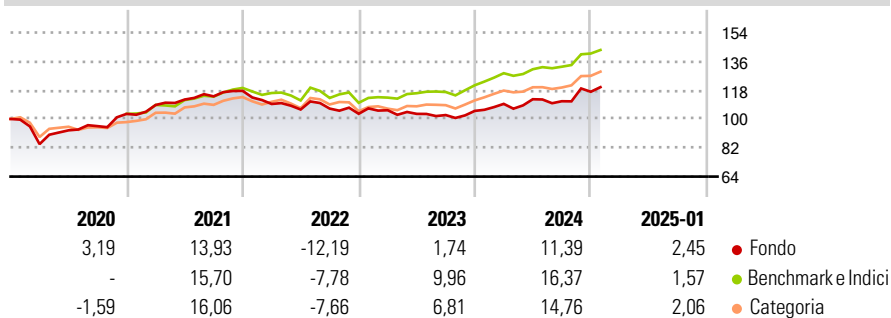
The Sub-Fund seeks long-term capital appreciation by identifying new and changing worldwide economic and investment trends and investing in assets in developed countries and Emerging Markets by taking a forward view of fundamental economic and market conditions across the globe. The asset allocation for asset classes and markets will change in line with these forward views. The Sub-Fund adopts a fully managed investment policy, varying from time to time the combination of developed countries and Emerging Market equity securities, debt and money market securities, Collective Investment Schemes and the other types of investments, both with respect to types of investments and markets, in response to changing market conditions and economic...

Misure di Rischio

3Y Alpha	-4,76	3Y Sharpe Ratio	-0,02
3Y Beta	0,93	3Y Std Dev	8,29
3Y R-Squared	80,52	3Y Risk	Med
3Y Info Ratio	-1,05	5Y Risk	+Med
3Y Tracking Error	4,68	10Y Risk	-

Basati su Morningstar EAA USD Mod Target Allocation NR USD (dove applicabile)

Rendimenti




Rend. Cumulati %	Fondo	Bmk	Cat
3-Mesi	4,74	5,58	6,66
6-Mesi	12,64	12,69	12,43
1-Anno	11,96	15,18	13,63
3-Anni Ann.ti	2,55	7,95	6,36
5-Anni Ann.ti	3,30	6,40	5,02
10-Anni Ann.ti	-	-	-

Rendimenti aggiornati al 07/02/2025

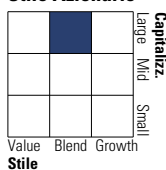
Rendimenti	Q1	Q2	Q3	Q4
Trimestrali %				
2025	-	-	-	-
2024	4,20	2,65	-1,12	5,33
2023	2,16	-2,15	-0,73	2,52
2022	-6,97	-3,16	0,53	-3,05
2021	5,38	3,13	1,79	2,99

Portafoglio 30/09/2024

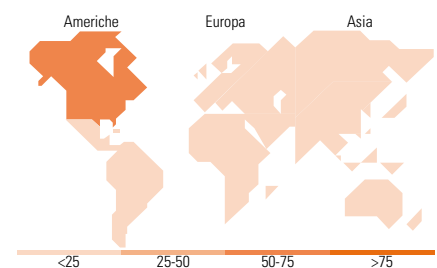


Morningstar Style Box®

Stile Azionario



Reddito Fisso



Titoli principali

Nome	Settore	%
5 Year Treasury Note Future...	—	11,44
United States Treasury Bonds...	—	5,37
Pinebridge Japan Equity Z	—	4,44
United States Treasury Bills...	—	3,57
United States Treasury Bills...	—	3,51
Ftse 100 Idx Fut Dec24 Ifll...	—	3,45
iShares Physical Gold ETC	—	3,27
Ultra US Treasury Bond...	—	3,08
Ultra 10 Year US Treasury...	—	2,85
Microsoft Corp	☑	2,56
% Primi 10 Titoli sul Patrimonio		43,53
Numero Complessivo di Titoli Azionari		708
Numero Complessivo di Titoli Obbligazionari		62

Distribuzione Settoriale %

	Fondo
🔄 Ciclico	32,19
🌊 Sensibile	48,13
🛡️ Difensivo	19,68

Fixed Income Sector Weightings %

	Fondo
🏛️ Governativo	83,68
⚙️ Societario	14,11
🏠 Cartolarizzazioni	0,00
🏢 Enti Locali	0,00
📄 Liquidità ed equivalenti	2,11
📁 Derivati	0,10

Ripartizione Geografica %

	Fondo
America	61,88
Stati Uniti	60,79
Canada	0,41
America Latina e Centrale	0,69
Europa	9,79
Regno Unito	3,18
Europa Occidentale - Euro	4,08
Europa Occidentale - Non Euro	1,32
Europa dell'Est	0,57
Africa	0,09
Medio Oriente	0,56
Asia	28,33
Giappone	10,59
Australasia	0,35
Asia - Paesi Sviluppati	4,53
Asia - Emergente	12,85

Anagrafica

Società di Gestione	PineBridge Investments Ireland Ltd	Patrimonio Classe (Mln)	4,30 USD	Investimento Min. Ingresso	1.000 USD
Telefono	+353 1 6720222	(31/01/2025)		Investimento Min. Successivo	250 USD
Web	www.pinebridge.com/	Domicilio	IRLANDA	T.E.R.	-
Data di Partenza	04/09/2018	Valuta del Fondo	USD	Spese correnti	1,96%
Nome del Gestore	Michael Kelly	UCITS	Si	Commissione di incentivo	-
		Inc/Acc	Inc		

PineBridge Global Dynamic Asset Allocation Fund Class ADCT

Data Inizio Gestione	06/11/1991	ISIN	IE00BDRTCR15
NAV (07/02/2025)	USD 8,50		
Patrimonio Netto (Mln)	368,56 USD		

(30/09/2024)