

BlackRock Global Funds - ESG Emerging Markets Blended Bond Fund D2

Categoria Morningstar™

Obbligazionari Paesi Emergenti

Benchmark Morningstar

Morningstar Emerging Markets Sovereign
Bond GR USD
Usato nel Report

Benchmark Dichiarato

50% JPM ESG EMBI Global Diversified TR
EUR, 50% JPM ESG GBI EM Global
Diversified TR EUR

Morningstar Rating™

★★

Obiettivo d'Investimento Dichiarato

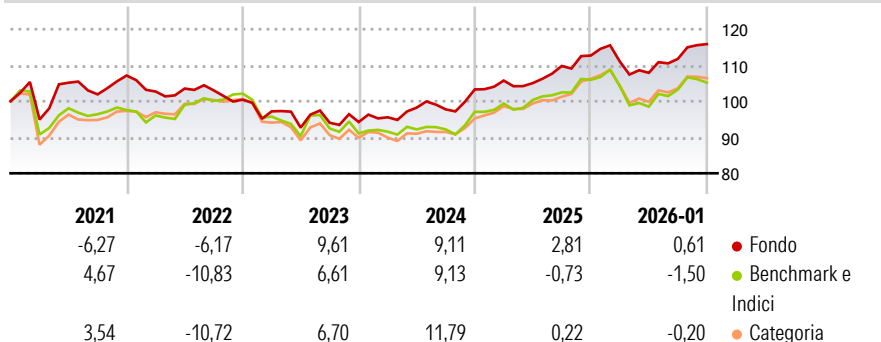
The Fund seeks to maximise total return in a manner consistent with the principles of environmental, social and governance ("ESG") focused investing. The Fund invests at least 70% of its total assets in fixed income transferable securities issued by governments and government agencies of, and companies domiciled in, or exercising the predominant part of their economic activity in, emerging markets, denominated in both emerging market and non-emerging market currencies, and included within the J.P. Morgan ESG Blended Emerging Market Bond Index (Sovereign). The Index provides the investment universe for at least 70% of the Fund's total assets. The asset allocation of the Fund is intended to be flexible and the Fund will maintain the ability...

Misure di Rischio

| | | | |
|-------------------|-------|-----------------|------|
| 3Y Alpha | 2,39 | 3Y Sharpe Ratio | 0,63 |
| 3Y Beta | 1,02 | 3Y Std Dev | 5,74 |
| 3Y R-Squared | 84,46 | 3Y Risk | +Med |
| 3Y Info Ratio | 0,82 | 5Y Risk | Med |
| 3Y Tracking Error | 3,12 | 10Y Risk | - |

Basati su Morningstar Emerging Markets Sovereign Bond GR USD (dove applicabile)

Rendimenti




| Rend. Cumulati % | Fondo | Bmk | Cat |
|------------------|-------|-------|-------|
| 3-Mesi | 2,12 | -2,06 | 0,43 |
| 6-Mesi | 6,60 | 2,96 | 5,33 |
| 1-Anno | 2,65 | -2,20 | -0,32 |
| 3-Anni Ann.ti | 6,49 | 3,95 | 5,98 |
| 5-Anni Ann.ti | 1,88 | 1,21 | 2,52 |
| 10-Anni Ann.ti | - | - | - |

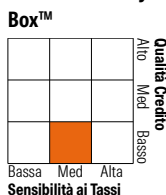
Rendimenti aggiornati al 04/02/2026

| Rendimenti Trimestrali % | Q1 | Q2 | Q3 | Q4 |
|--------------------------|-------|-------|-------|------|
| 2026 | - | - | - | - |
| 2025 | -1,47 | -2,83 | 3,57 | 3,68 |
| 2024 | 2,38 | -0,66 | 4,53 | 2,64 |
| 2023 | 1,40 | 2,80 | -0,49 | 5,67 |
| 2022 | -3,22 | -4,65 | 1,47 | 0,21 |

Portafoglio 31/12/2025



Fixed Income Style Box™



| Duration Effettiva | Fondo |
|-----------------------|-------|
| 5,97 | |
| Maturità effettiva | Fondo |
| 7,53 | |
| Qualità Credito Media | Fondo |
| BB | |

| Credit Quality % | Fondo | Credit Quality % | Fondo |
|------------------|-------|------------------|-------|
| AAA | 1,42 | BBB | 25,85 |
| AA | 5,96 | BB | 33,33 |
| A | 15,49 | B | 8,70 |
| | | Below B | 9,25 |
| | | Not Rated | 0,00 |

Titoli principali

| Nome | Settore | % |
|---|---------|-------|
| Secretaria Do Tesouro Nacional | — | 2,18 |
| Mexico (United Mexican States) | — | 2,13 |
| South Africa (Republic of) | — | 2,04 |
| Secretaria Do Tesouro Nacional | — | 2,02 |
| Mexico (United Mexican States) | — | 1,97 |
| Malaysia (Government Of) | — | 1,84 |
| Argentina (Republic Of) | — | 1,50 |
| Ecuador (Republic Of) | — | 1,26 |
| China (People's Republic Of) | — | 1,24 |
| % Primi 10 Titoli sul Patrimonio | | 16,19 |
| Numero Complessivo di Titoli Azionari | | 0 |
| Numero Complessivo di Titoli Obbligazionari | | 175 |

Fixed Income Sector Weightings %

| | Fondo |
|--------------------------|-------|
| Governativo | 88,75 |
| Societario | 0,55 |
| Cartolarizzazioni | 0,00 |
| Enti Locali | 0,00 |
| Liquidità ed equivalenti | 15,79 |
| Derivati | -5,10 |
| Coupon Range % | Fondo |
| 0 coupon | 2,00 |
| Da 0 a 4 cedole | 20,12 |
| Da 4 a 6 cedole | 25,24 |
| Da 6 a 8 cedole | 29,51 |
| Da 8 a 10 cedole | 17,45 |
| Da 10 a 12 cedole | 1,23 |
| Oltre 12 cedole | 4,46 |

Scadenze %

| | Fondo |
|------------|-------|
| da 1 a 3 | 10,22 |
| da 3 a 5 | 21,76 |
| da 5 a 7 | 16,26 |
| da 7 a 10 | 26,93 |
| da 10 a 15 | 8,91 |
| da 15 a 20 | 2,84 |
| da 20 a 30 | 11,45 |
| oltre 30 | 0,49 |

Anagrafica

| | | | | | |
|----------------------|---------------------------|-------------------------|--------------|------------------------------|-------------|
| Società di Gestione | BlackRock (Luxembourg) SA | Patrimonio Classe (Mln) | 0,01 USD | Investimento Min. Ingresso | 100.000 USD |
| Telefono | +44 20 77433000 | (04/02/2026) | | Investimento Min. Successivo | 1.000 USD |
| Web | www.blackrock.com | Domicilio | LUSSEMBURGO | T.E.R. | - |
| Data di Partenza | 09/07/2018 | Valuta del Fondo | USD | Spese correnti | 0,97% |
| Nome del Gestore | Nigel Luk | UCITS | Si | Commissione di incentivo | - |
| Data Inizio Gestione | 06/12/2024 | Inc/Acc | Acc | | |
| NAV (04/02/2026) | USD 12,82 | ISIN | LU1817795518 | | |

BlackRock Global Funds - ESG Emerging Markets Blended Bond Fund D2

| | |
|------------------------|-----------|
| Patrimonio Netto (Mln) | 39,77 USD |
| (31/12/2025) | |