

PIMCO GIS StocksPLUS™ AR Fund Institutional USD Accumulation

Categoria Morningstar™  
Azionari USA Large Cap Blend

Benchmark Morningstar  
Morningstar US Large-Mid Cap NR USD  
Usato nel Report

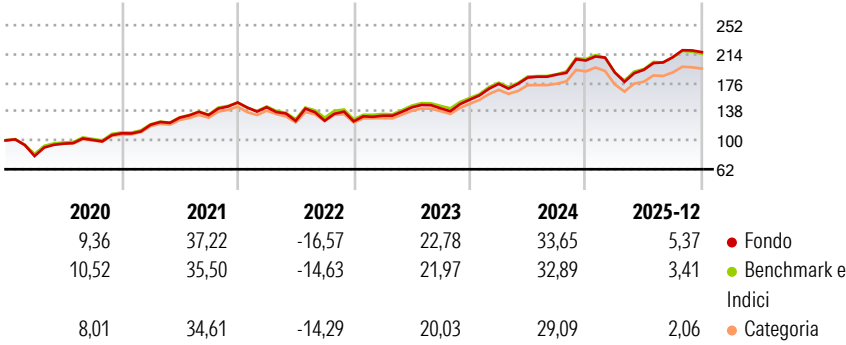
Benchmark Dichiarato  
S&P 500 TR EUR

Morningstar Rating™  
★★★★

Obiettivo d'Investimento Dichiarato

The investment objective of the Fund is to seek maximum total return, consistent with prudent investment management. In seeking to achieve the investment objective, the Fund follows the Investment Advisor's proprietary portfolio management strategy known as "StocksPLUS" (which combines an actively managed portfolio of Fixed Income Instruments with exposure to equity securities). The Fund is considered to be actively managed in reference to the S&P 500 Index (the "Index") by virtue of the fact that the Index is used for calculating the global exposure of the Fund using the relative VaR methodology and for performance comparison purposes. Certain of the Fund's securities may be components of and may have similar weightings to the Index....

Rendimenti



Misure di Rischio

|                   |       |                 |       |
|-------------------|-------|-----------------|-------|
| 3Y Alpha          | 0,18  | 3Y Sharpe Ratio | 1,25  |
| 3Y Beta           | 1,06  | 3Y Std Dev      | 12,97 |
| 3Y R-Squared      | 98,72 | 3Y Risk         | +Med  |
| 3Y Info Ratio     | 0,78  | 5Y Risk         | Alto  |
| 3Y Tracking Error | 1,64  | 10Y Risk        | -     |

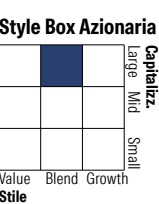
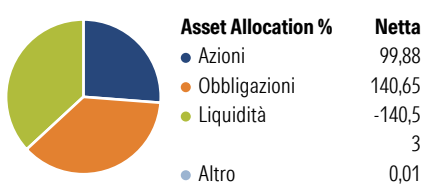
Basati su Morningstar US Large-Mid Cap NR USD (dove applicabile)

| Rend. Cumulati % | Fondo | Bmk   | Cat   |
|------------------|-------|-------|-------|
| 3-Mesi           | 6,02  | 5,44  | 4,84  |
| 6-Mesi           | 13,05 | 11,07 | 10,55 |
| 1-Anno           | 6,58  | 4,49  | 2,75  |
| 3-Anni Ann.ti    | 19,75 | 18,76 | 16,65 |
| 5-Anni Ann.ti    | 14,85 | 14,38 | 13,33 |
| 10-Anni Ann.ti   | -     | -     | -     |

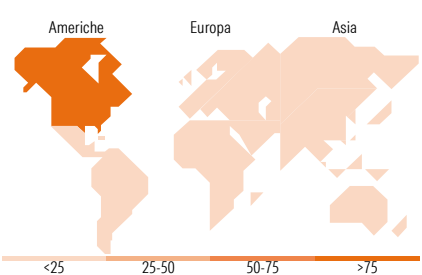
Rendimenti aggiornati al 16/01/2026

| Rendimenti Trimestrali % | Q1    | Q2     | Q3    | Q4    |
|--------------------------|-------|--------|-------|-------|
| 2026                     | -     | -      | -     | -     |
| 2025                     | -7,65 | 1,79   | 8,65  | 3,17  |
| 2024                     | 13,61 | 4,73   | 2,17  | 9,94  |
| 2023                     | 5,91  | 8,25   | -0,89 | 8,05  |
| 2022                     | -4,16 | -12,58 | 0,24  | -0,65 |

Portafoglio 31/12/2025



Mkt Cap %  
Capitalizzazione media di mercato  
Ave Mkt Cap USD



| Titoli principali                           |         |        |
|---|---------|--------|
| Nome  | Settore | %      |
| Federal National Mortgage...                | —       | 25,39  |
| Federal National Mortgage...                | —       | 19,73  |
| SPTR TRS EQUITY SOFR+59 CIB                 | —       | 18,52  |
| SPTR TRS EQUITY SOFR+58...                  | —       | 17,88  |
| 5 Year Treasury Note Future...              | —       | 17,43  |
| 10 Year Treasury Note Future...             | —       | 15,10  |
| SPTR TRS EQUITY SOFR+53 BRC                 | —       | 13,03  |
| SPTR TRS EQUITY FEDL01+68 CIB               | —       | 11,11  |
| SPTR TRS EQUITY SOFR+59 CIB                 | —       | 9,45   |
| E-mini S&P 500 Future Mar 26                | —       | 8,68   |
| % Primi 10 Titoli sul Patrimonio            |         | 156,33 |
| Numero Complessivo di Titoli Azionari       |         | 17     |
| Numero Complessivo di Titoli Obbligazionari |         | 221    |

| Distribuzione Settoriale %  | Fondo       |
|-----------------------------|-------------|
| <b>Ciclico</b>              | <b>0,00</b> |
| Materie Prime               | -           |
| Beni di Consumo Ciclici     | -           |
| Finanza                     | -           |
| Immobiliare                 | -           |
| <b>Sensibile</b>            | <b>0,00</b> |
| Telecomunicazioni           | -           |
| Energia                     | -           |
| Beni Industriali            | -           |
| Tecnologia                  | -           |
| <b>Difensivo</b>            | <b>0,00</b> |
| Beni Difensivi              | -           |
| Salute                      | -           |
| Servizi di Pubblica Utilità | -           |

| Ripartizione Geografica %     | Fondo        |
|-------------------------------|--------------|
| <b>America</b>                | <b>99,95</b> |
| Stati Uniti                   | 99,95        |
| Canada                        | 0,00         |
| America Latina e Centrale     | 0,00         |
| <b>Europa</b>                 | <b>0,04</b>  |
| Regno Unito                   | 0,00         |
| Europa Occidentale - Euro     | 0,01         |
| Europa Occidentale - Non Euro | 0,02         |
| Europa dell'Est               | 0,00         |
| Africa                        | 0,00         |
| Medio Oriente                 | 0,00         |
| <b>Asia</b>                   | <b>0,01</b>  |
| Giappone                      | 0,00         |
| Australasia                   | 0,00         |
| Asia - Paesi Sviluppati       | 0,00         |
| Asia - Emergente              | 0,01         |

Anagrafica

|                      |   |                         |              |                              |               |
|----------------------|---|-------------------------|--------------|------------------------------|---------------|
| Società di Gestione  | PIMCO Global Advisors (Ireland) Limited | Patrimonio Classe (Mln) | 11,90 USD    | Investimento Min. Ingresso   | 5.000.000 USD |
| Telefono             | +353 1 4752211                          | Domicilio               | IRLANDA      | Investimento Min. Successivo | -             |
| Web                  | www.pimco.com                           | Valuta del Fondo        | USD          | T.E.R.                       | 0,69%         |
| Data di Partenza     | 29/03/2019                              | UCITS                   | Si           | Spese correnti               | 0,69%         |
| Nome del Gestore     | Jing Yang                               | Inc/Acc                 | Acc          | Commissione di incentivo     | -             |
| Data Inizio Gestione | 29/03/2019                              | ISIN                    | IE00BGXSXP35 |                              |               |

# PIMCO GIS StocksPLUS™ AR Fund Institutional USD Accumulation

|                             |           |
|-----------------------------|-----------|
| NAV <sup>(16/01/2026)</sup> | USD 27,15 |
| Patrimonio Netto (Mln)      | 11,91 USD |
| <sup>(31/12/2025)</sup>     |           |