

# DB Global Equity LC

## Categoria Morningstar™

Azionari Internazionali Large Cap Blend

## Benchmark Morningstar

Morningstar Global Target Market

Exposure NR USD

Usato nel Report

## Benchmark Dichiarato

No benchmark

## Morningstar Rating™

★★★

### Obiettivo d'Investimento Dichiarato

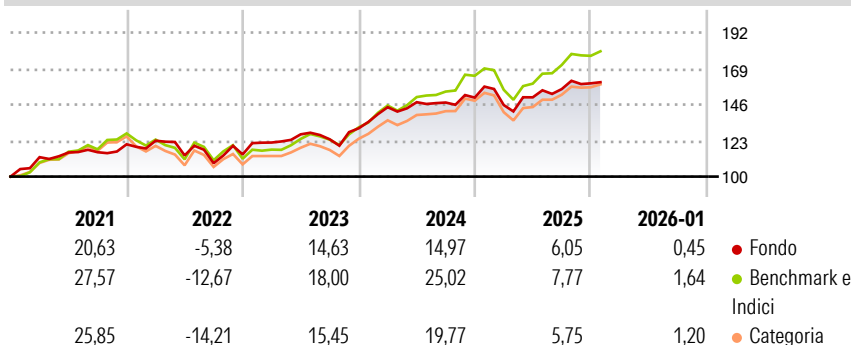
This sub-fund is a financial product that highlights environmental and social features according to article 8 (1) of Regulation (EU) 2019/2088 on sustainability-related disclosure obligations in the financial services sector. The objective of the investment policy of the sub-fund is to generate the highest possible return in Euro. The sub-fund is actively managed and is not managed with reference to a benchmark. The sub-fund invests worldwide in the entire spectrum of permissible investments, such as equities and interest-bearing securities (which may also include high-yield interest-bearing securities), investment funds, deposits with credit institutions and money market instruments and other asset classes (e.g., commodities-based and...

### Misure di Rischio

|                   |       |                 |      |
|-------------------|-------|-----------------|------|
| 3Y Alpha          | -4,74 | 3Y Sharpe Ratio | 0,71 |
| 3Y Beta           | 0,97  | 3Y Std Dev      | 9,62 |
| 3Y R-Squared      | 90,17 | 3Y Risk         | Med  |
| 3Y Info Ratio     | -1,68 | 5Y Risk         | -Med |
| 3Y Tracking Error | 3,48  | 10Y Risk        | -    |

Basati su Morningstar Global Target Market Exposure NR USD (dove applicabile)

### Rendimenti




| Rend. Cumulati % | Fondo | Bmk   | Cat   |
|------------------|-------|-------|-------|
| 3-Mesi           | 0,86  | 2,49  | 2,29  |
| 6-Mesi           | 7,68  | 10,59 | 8,13  |
| 1-Anno           | 2,52  | 6,88  | 3,21  |
| 3-Anni Ann.ti    | 9,97  | 15,35 | 11,92 |
| 5-Anni Ann.ti    | 8,82  | 11,45 | 8,97  |
| 10-Anni Ann.ti   | -     | -     | -     |

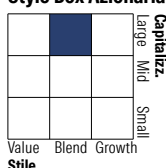
Rendimenti aggiornati al 12/02/2026

| Rendimenti    | Q1    | Q2    | Q3    | Q4   |
|---------------|-------|-------|-------|------|
| Trimestrali % |       |       |       |      |
| 2026          | -     | -     | -     | -    |
| 2025          | -3,16 | 3,38  | 3,51  | 2,34 |
| 2024          | 10,31 | 2,20  | -0,16 | 2,14 |
| 2023          | 6,66  | 4,30  | -2,48 | 5,66 |
| 2022          | 1,89  | -7,66 | -4,38 | 5,18 |

### Portafoglio 31/12/2025



### Style Box Azionaria

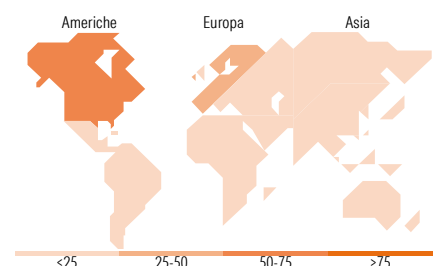


### Mkt Cap %

| Fondo  |       |
|--------|-------|
| Giant  | 56,76 |
| Large  | 36,70 |
| Medium | 5,36  |
| Small  | 0,90  |
| Micro  | 0,29  |

### Capitalizzazione media di mercato















|                 |            |
|-----------------|------------|
| Ave Mkt Cap EUR | 164.591,14 |
|-----------------|------------|



### Titoli principali

| Nome  | Settore | %     |
|---|---------|-------|
| Amundi MSCI Emerging...                     | —       | 5,60  |
| NVIDIA Corp                                 | 📠       | 4,06  |
| Microsoft Corp                              | 📠       | 3,62  |
| Broadcom Inc                                | 📠       | 3,56  |
| Xtrackers MSCI EM ESG ETF 1C                | —       | 3,04  |
| Visa Inc Class A                            | 🏠       | 2,60  |
| Banco Santander SA                          | 🏠       | 2,39  |
| Caterpillar Inc                             | ⚙️      | 2,37  |
| ASML Holding NV                             | 📠       | 2,23  |
| JPMorgan Chase & Co                         | 🏠       | 2,16  |
| % Primi 10 Titoli sul Patrimonio            |         | 31,63 |
| Numero Complessivo di Titoli Azionari       |         | 71    |
| Numero Complessivo di Titoli Obbligazionari |         | 0     |

### Distribuzione Settoriale %

|   |              |
|---|--------------|
|  <b>Ciclico</b>              | <b>38,23</b> |
|  Materie Prime               | 4,39         |
|  Beni di Consumo Ciclici     | 8,90         |
|  Finanza                     | 23,83        |
|  Immobiliare                 | 1,12         |
| <hr/>   |              |
|  <b>Sensibile</b>            | <b>46,82</b> |
|  Telecomunicazioni           | 3,86         |
|  Energia                     | 2,06         |
|  Beni Industriali            | 12,91        |
|  Tecnologia                  | 27,99        |
| <hr/>   |              |
|  <b>Difensivo</b>            | <b>14,95</b> |
|  Beni Difensivi              | 3,16         |
|  Salute                      | 9,06         |
|  Servizi di Pubblica Utilità | 2,73         |

### Ripartizione Geografica %

|                               |              |
|-------------------------------|--------------|
| <b>America</b>                | <b>51,46</b> |
| Stati Uniti                   | 47,89        |
| Canada                        | 2,96         |
| America Latina e Centrale     | 0,61         |
| <b>Europa</b>                 | <b>33,46</b> |
| Regno Unito                   | 3,86         |
| Europa Occidentale - Euro     | 26,86        |
| Europa Occidentale - Non Euro | 1,70         |
| Europa dell'Est               | 0,16         |
| Africa                        | 0,50         |
| Medio Oriente                 | 0,39         |
| <b>Asia</b>                   | <b>15,08</b> |
| Giappone                      | 6,20         |
| Australasia                   | 0,00         |
| Asia - Paesi Sviluppatti      | 3,59         |
| Asia - Emergente              | 5,29         |

### Anagrafica

|                      |                     |                         |             |                              |       |
|----------------------|---------------------|-------------------------|-------------|------------------------------|-------|
| Società di Gestione  | DWS Investment S.A. | Patrimonio Classe (Mln) | 135,42 EUR  | Investimento Min. Ingresso   | -     |
| Telefono             | +352 42101-1        | (12/02/2026)            |             | Investimento Min. Successivo | -     |
| Web                  | www.dws.lu          | Domicilio               | LUSSEMBURGO | T.E.R.                       | -     |
| Data di Partenza     | 14/02/2019          | Valuta del Fondo        | EUR         | Spese correnti               | 1,17% |
| Nome del Gestore     | -                   | UCITS                   | Si          | Commissione di incentivo     | -     |
| Data Inizio Gestione | 14/02/2019          | Inc/Acc                 | Acc         |                              |       |

# DB Global Equity LC

|                             |            |      |              |
|-----------------------------|------------|------|--------------|
| NAV <sup>(12/02/2026)</sup> | EUR 363,82 | ISIN | LU1868855625 |
| Patrimonio Netto (Mln)      | 197,19 EUR |      |              |
| <sup>(31/12/2025)</sup>     |            |      |              |