

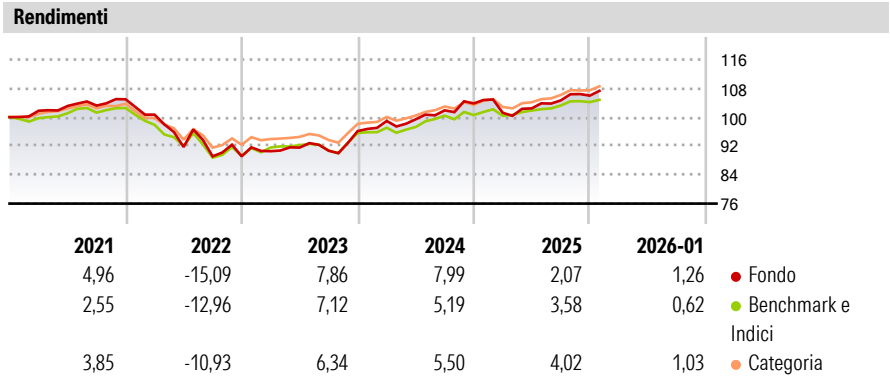
Fineco AM Advisory 5 Fund Class L1 EUR Accumulation

Categoria Morningstar™	Benchmark Morningstar	Benchmark Dichiarato	Morningstar Rating™
Bilanciati Prudenti EUR - Globali	Morningstar Euro Cautious Global Target	No benchmark	★★
	Allocation NR EUR		
	Usato nel Report		

Obiettivo d'Investimento Dichiarato

The investment objective of the Fund is to achieve medium to long-term capital appreciation. The Fund seeks to achieve its investment objective by primarily investing its Net Asset Value in units of a diversified portfolio of Underlying Funds. The Fund: (1) may invest up to 40% of its Net Asset Value in units of Underlying Funds that provide exposure to equities issued by companies incorporated anywhere in the world; (2) may invest up to 80% of its Net Asset Value in units of Underlying Funds which provide an exposure to government or corporate debt securities of Investment Grade and/or non-Investment Grade with a fixed or floating rate, provided that exposure to non-Investment Grade will be limited to maximum 30% of the Net Asset Value...

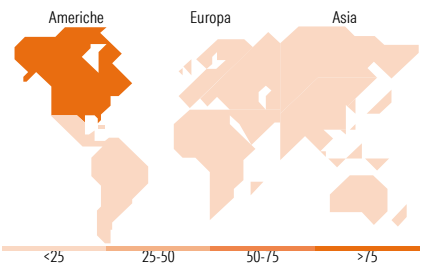
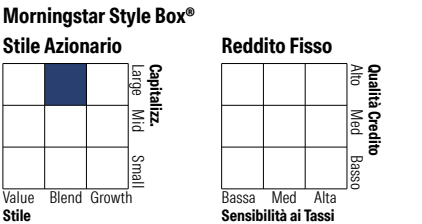
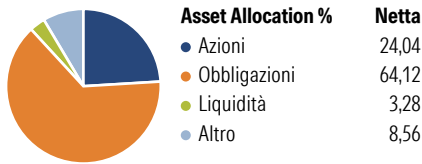
Misure di Rischio			
3Y Alpha	0,58	3Y Sharpe Ratio	0,50
3Y Beta	1,11	3Y Std Dev	4,89
3Y R-Squared	77,91	3Y Risk	+Med
3Y Info Ratio	0,32	5Y Risk	+Med
3Y Tracking Error	2,32	10Y Risk	-
Basati su Morningstar Euro Cautious Global Target Allocation NR EUR (dove applicabile)			



Rend. Cumulati %	Fondo	Bmk	Cat	Rendimenti Trimestrali %	Q1	Q2	Q3	Q4
3-Mesi	1,39	0,93	1,83	2026	-	-	-	-
6-Mesi	3,95	2,93	4,40	2025	-2,51	1,21	2,15	1,26
1-Anno	2,00	3,54	4,08	2024	2,92	0,48	2,49	1,89
3-Anni Ann.ti	5,34	4,91	5,39	2023	1,59	1,10	-0,95	6,02
5-Anni Ann.ti	1,20	1,00	1,82	2022	-4,07	-8,91	-2,83	0,01
10-Anni Ann.ti	-	-	-					

Rendimenti aggiornati al 10/02/2026

Portafoglio 31/01/2026



Titoli principali		
Nome	Settore	%
Fineco AM Investment Grade €...	—	14,75
Euro Bond FAM I Acc	—	9,70
Schroder Euro Bond FAM I EUR...	—	9,27
Euro Corporate Fixed Income...	—	9,08
Fidelity Euro Bond FAM I Acc	—	8,42
Amundi Physical Gold ETC C	—	3,83
MSCI Emerging Markets Index...	—	3,54
Smart Factors US FAM L EUR Acc	—	3,25
Fineco AM Dynamically H US...	—	2,84
FAM MSCI USD HY SRI P Corp...	—	2,82
% Primi 10 Titoli sul Patrimonio		67,50
Numero Complessivo di Titoli Azionari		0
Numero Complessivo di Titoli Obbligazionari		2

Distribuzione Settoriale %		Fondo
Ciclico		32,64
Sensibile		50,83
Difensivo		16,53
Fixed Income Sector Weightings %		Fondo
Governativo		49,96
Societario		42,23
Cartolarizzazioni		3,45
Enti Locali		0,00
Liquidità ed equivalenti		4,53
Derivati		-0,17

Ripartizione Geografica %		Fondo
America		87,29
Stati Uniti		86,61
Canada		0,61
America Latina e Centrale		0,07
Europa		12,60
Regno Unito		1,52
Europa Occidentale - Euro		9,65
Europa Occidentale - Non Euro		1,28
Europa dell'Est		0,00
Africa		0,00
Medio Oriente		0,14
Asia		0,10
Giappone		0,00
Australasia		0,07
Asia - Paesi Sviluppati		0,03
Asia - Emergente		0,01

Anagrafica

Società di Gestione	Fineco Asset Management	Patrimonio Classe (Mln)	42,74 USD	Investimento Min. Ingresso	50.000 EUR
	DAC	(10/02/2026)		Investimento Min. Successivo	-
Telefono	-	Domicilio	IRLANDA	T.E.R.	-
Web	-	Valuta del Fondo	EUR	Spese correnti	1,57%
Data di Partenza	02/04/2019	UCITS	Si	Commissione di incentivo	-
Nome del Gestore	-	Inc/Acc	Acc		

Fineco AM Advisory 5 Fund Class L1 EUR Accumulation

Data Inizio Gestione	15/01/2019	ISIN	IE00BFM12J86
NAV <small>(10/02/2026)</small>	EUR 111,19		
Patrimonio Netto (Mln) <small>(31/01/2026)</small>	221,21 EUR		