

EdR SICAV - Equity US Solve CR EUR (H)

Categoria Morningstar™

Bilanciati Flessibili EUR - Globali

Benchmark Morningstar

Morningstar Euro Moderate Global Target

Allocation NR EUR

Usato nel Report

Benchmark Dichiarato

56% S&P 500 NR Hdg EUR, 44% €STR

capitalisé Jour TR EUR

Morningstar Rating™

★★★★

Obiettivo d'Investimento Dichiarato

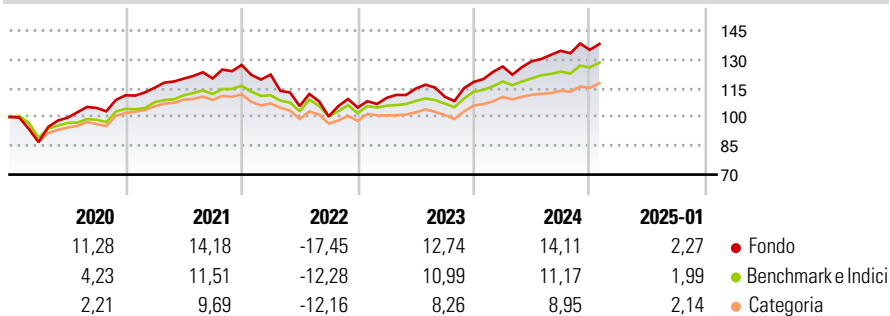
The aim of the Sub-fund, over its recommended investment horizon, is to provide partial exposure to the performance of Northern American equity markets, while at the same time implementing full or partial permanent equity risk hedging on futures and options markets based on the Manager's expectations. The Sub-fund is actively managed, which means that the Manager makes investment decisions with the aim of achieving the Sub-fund's objective and investment policy. This active management includes taking decisions related to asset selection, regional allocation, sectoral views and overall market exposure. The Manager is in no way limited by the composition of the benchmark index in the positioning of the portfolio, and the Sub-fund may not...

Misure di Rischio

| | | | |
|-------------------|-------|-----------------|-------|
| 3Y Alpha | -0,41 | 3Y Sharpe Ratio | 0,21 |
| 3Y Beta | 1,33 | 3Y Std Dev | 12,13 |
| 3Y R-Squared | 87,92 | 3Y Risk | +Med |
| 3Y Info Ratio | -0,01 | 5Y Risk | +Med |
| 3Y Tracking Error | 5,02 | 10Y Risk | - |

Basati su Morningstar Euro Moderate Global Target Allocation NR EUR (dove applicabile)

Rendimenti




| Rend. Cumulati % | Fondo | Bmk | Cat |
|------------------|-------|-------|-------|
| 3-Mesi | 2,90 | 4,51 | 4,13 |
| 6-Mesi | 7,53 | 7,22 | 5,67 |
| 1-Anno | 12,80 | 11,81 | 11,11 |
| 3-Anni Ann.ti | 4,20 | 4,72 | 3,45 |
| 5-Anni Ann.ti | 6,47 | 4,80 | 3,75 |
| 10-Anni Ann.ti | - | - | - |

Rendimenti aggiornati al 03/02/2025

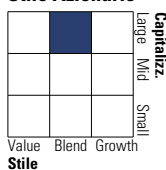
| Rendimenti | Q1 | Q2 | Q3 | Q4 |
|---------------|-------|--------|-------|------|
| Trimestrali % | | | | |
| 2025 | - | - | - | - |
| 2024 | 6,78 | 2,14 | 4,25 | 0,37 |
| 2023 | 4,82 | 4,38 | -3,65 | 6,94 |
| 2022 | -3,93 | -13,44 | -5,06 | 4,56 |
| 2021 | 3,54 | 4,10 | 0,09 | 5,84 |

Portafoglio 31/12/2024

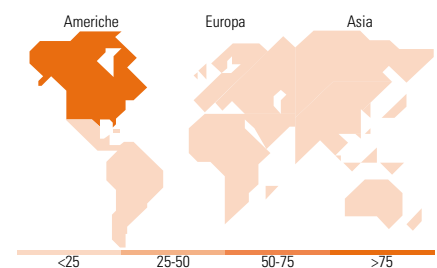
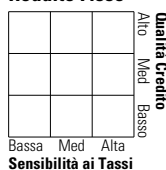


Morningstar Style Box®

Stile Azionario



Reddito Fisso



Titoli principali

| Nome | Settore | % |
|---|---------|--------|
| E-mini S&P 500 Future Mar 25 | — | 51,35 |
| Option On S&P 500 Jan25 | — | 17,51 |
| United States Treasury Notes... | — | 11,37 |
| Option On S&P 500 Jan25 | — | 10,37 |
| EdRF Big Data N USD | — | 9,76 |
| United States Treasury Bills... | — | 9,45 |
| United States Treasury Bills... | — | 7,85 |
| Option On S&P 500 Jun26 | — | 7,14 |
| United States Treasury Bills... | — | 6,57 |
| United States Treasury Bills... | — | 6,56 |
| % Primi 10 Titoli sul Patrimonio | | 137,92 |
| Numero Complessivo di Titoli Azionari | | 0 |
| Numero Complessivo di Titoli Obbligazionari | | 20 |

Distribuzione Settoriale %

| Distribuzione Settoriale % | Fondo |
|----------------------------|-------|
| Ciclico | 27,22 |
| Sensibile | 55,68 |
| Difensivo | 17,10 |

Fixed Income Sector Weightings %

| Fixed Income Sector Weightings % | Fondo |
|----------------------------------|---------|
| Governativo | 344,86 |
| Societario | 18,26 |
| Cartolarizzazioni | 0,00 |
| Enti Locali | 0,00 |
| Liquidità ed equivalenti | -265,87 |
| Derivati | 2,74 |

Ripartizione Geografica %

| Ripartizione Geografica % | Fondo |
|-------------------------------|--------------|
| America | 95,59 |
| Stati Uniti | 95,22 |
| Canada | 0,36 |
| America Latina e Centrale | 0,00 |
| Europa | 2,91 |
| Regno Unito | 0,27 |
| Europa Occidentale - Euro | 2,12 |
| Europa Occidentale - Non Euro | 0,25 |
| Europa dell'Est | 0,00 |
| Africa | 0,00 |
| Medio Oriente | 0,28 |
| Asia | 1,51 |
| Giappone | 0,25 |
| Australasia | 0,00 |
| Asia - Paesi Sviluppati | 0,92 |
| Asia - Emergente | 0,34 |

Anagrafica

| | | | | | |
|---------------------|--|--------------------------------------|----------|-------------------------------------|---------------|
| Società di Gestione | Edmond de Rothschild Asset Management (France) | Patrimonio Classe (Mln) (03/02/2025) | 2,11 EUR | Investimento Min. Ingresso | 1 Quota |
| Telefono | 01 40 17 25 25 | Domicilio | FRANCIA | Investimento Min. Successivo T.E.R. | 1/1.000 Quota |
| Web | https://www.edmond-de-rothschild.com/site/ | Valuta del Fondo | EUR | Spese correnti | 0,84% |
| | | UCITS | Si | Commissione di incentivo | 15,00% |
| | | Inc/Acc | Acc | | |

EdR SICAV - Equity US Solve CR EUR (H)

| | France/fr/asset- management | ISIN | FR0013404340 |
|---|--------------------------------|------|--------------|
| Data di Partenza | 03/05/2019 | | |
| Nome del Gestore | Michaël Nizard | | |
| Data Inizio Gestione | 24/04/2019 | | |
| NAV ^(03/02/2025) | EUR 141,10 | | |
| Patrimonio Netto (Mln) ^(31/12/2024) | 85,43 USD | | |