

# UBAM - Euro Corporate IG Solution UHC CHF

## Categoria Morningstar™

Obbligazionari Altro

## Benchmark Morningstar

Not Categorized

Usato nel Report

## Benchmark Dichiarato

ICE BofA Euro Large Cap Corporate TR EUR

## Morningstar Rating™

Senza rating

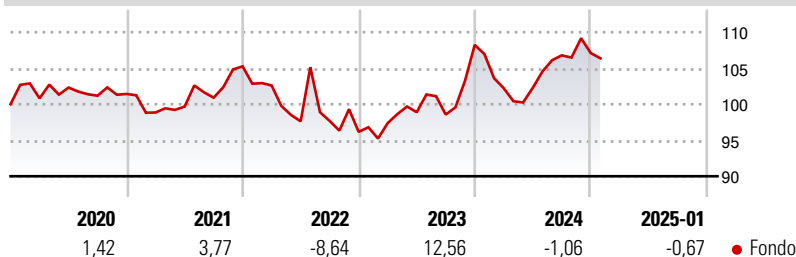
### Obiettivo d'Investimento Dichiarato

The objective of this Sub-Fund is to offer optimized and actively managed investment grade market exposure. To this end the Sub-Fund which is denominated in EUR, invests its net assets primarily in investment grade bonds, money market Instruments, term deposit, and derivatives. Exposure to fixed income will for a substantial part be synthetic through derivatives, in particular futures for interest rate exposure and CDS for credit exposure, as well as but not limited to, swaps and options denominated in any OECD currencies. Derivative implementation, used to efficiently gain exposure to investment markets, will be at the Investment Manager discretion and can be up to 100% of the Sub-Fund's exposure.


### Misure di Rischio

|                   |   |                 |       |
|-------------------|---|-----------------|-------|
| 3Y Alpha          | - | 3Y Sharpe Ratio | -0,09 |
| 3Y Beta           | - | 3Y Std Dev      | 8,83  |
| 3Y R-Squared      | - | 3Y Risk         | -     |
| 3Y Info Ratio     | - | 5Y Risk         | -     |
| 3Y Tracking Error | - | 10Y Risk        | -     |

### Rendimenti



### Portafoglio 31/10/2024



### Rend. Cumulati %

| Rend. Cumulati % | Fondo |
|------------------|-------|
| 3-Mesi           | 1,19  |
| 6-Mesi           | 1,17  |
| 1-Anno           | 0,77  |
| 3-Anni Ann.ti    | 1,89  |
| 5-Anni Ann.ti    | 0,83  |
| 10-Anni Ann.ti   | -     |

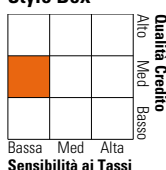
Rendimenti aggiornati al 03/02/2025

### Rendimenti

| Rendimenti    | Q1    | Q2    | Q3    | Q4    |
|---------------|-------|-------|-------|-------|
| Trimestrali % |       |       |       |       |
| 2025          | -     | -     | -     | -     |
| 2024          | -5,56 | 0,04  | 4,42  | 0,29  |
| 2023          | 1,27  | 1,55  | -0,33 | 9,81  |
| 2022          | -2,53 | -4,85 | 0,05  | -1,55 |
| 2021          | -2,53 | 0,83  | 1,24  | 4,31  |

### Fixed Income

#### Style Box™



| Fixed Income          | Fondo |
|-----------------------|-------|
| Duration Effettiva    | 3,34  |
| Maturity effettiva    | -     |
| Qualità Credito Media | BBB   |

### Credit Quality %

| Credit Quality % | Fond | Credit Quality % | Fond  |
|------------------|------|------------------|-------|
| AAA              | 0,00 | BBB              | 100,0 |
| AA               | 0,00 |                  | 0     |
| A                | 0,00 | BB               | 0,00  |
|                  |      | B                | 0,00  |
|                  |      | Below B          | 0,00  |
|                  |      | Not Rated        | 0,00  |

### Titoli principali

| Nome  | Settore | %     |
|---|---------|-------|
| Germany (Federal Republic...)               | -       | 18,17 |
| Germany (Federal Republic...)               | -       | 15,76 |
| Germany (Federal Republic...)               | -       | 15,54 |
| Germany (Federal Republic...)               | -       | 12,52 |
| Germany (Federal Republic...)               | -       | 12,44 |
| Germany (Federal Republic...)               | -       | 7,03  |
| Germany (Federal Republic...)               | -       | 6,73  |
| Germany (Federal Republic...)               | -       | 2,84  |
| Germany (Federal Republic...)               | -       | 2,22  |
| Caisse d Amortissement De La...             | -       | 1,84  |
| % Primi 10 Titoli sul Patrimonio            |         | 95,10 |
| Numero Complessivo di Titoli Azionari       |         | 0     |
| Numero Complessivo di Titoli Obbligazionari |         | 20    |

### Fixed Income Sector Weightings %

| Fixed Income Sector Weightings % | Fondo   |
|----------------------------------|---------|
| Governativo                      | 71,85   |
| Societario                       | 0,00    |
| Cartolarizzazioni                | 0,00    |
| Enti Locali                      | 0,00    |
| Liquidità ed equivalenti         | -117,98 |
| Derivati                         | 146,13  |

### Coupon Range %

| Coupon Range %    | Fondo |
|-------------------|-------|
| 0 coupon          | 0,00  |
| Da 0 a 4 cedole   | 0,00  |
| Da 4 a 6 cedole   | 0,00  |
| Da 6 a 8 cedole   | 0,00  |
| Da 8 a 10 cedole  | 0,00  |
| Da 10 a 12 cedole | 0,00  |
| Oltre 12 cedole   | 0,00  |

### Scadenze %

| Scadenze % | Fondo |
|------------|-------|
| da 1 a 3   | 17,08 |
| da 3 a 5   | 6,15  |
| da 5 a 7   | 69,60 |
| da 7 a 10  | 7,14  |
| da 10 a 15 | 0,00  |
| da 15 a 20 | 0,00  |
| da 20 a 30 | 0,01  |
| oltre 30   | 0,00  |

### Anagrafica

|                        |                                    |                         |              |                              |       |
|------------------------|------------------------------------|-------------------------|--------------|------------------------------|-------|
| Società di Gestione    | UBP Asset Management (Europe) S.A. | Patrimonio Classe (Mln) | 0,14 CHF     | Investimento Min. Ingresso   | -     |
| Telefono               | -                                  | Domicilio               | LUSSEMBURGO  | Investimento Min. Successivo | -     |
| Web                    | www.ubp.com                        | Valuta del Fondo        | CHF          | T.E.R.                       | 0,00% |
| Data di Partenza       | 11/10/2019                         | UCITS                   | Si           | Spese correnti               | 0,40% |
| Nome del Gestore       | -                                  | Inc/Acc                 | Acc          | Commissione di incentivo     | -     |
| Data Inizio Gestione   | 10/07/2018                         | ISIN                    | LU1808452673 |                              |       |
| NAV (03/02/2025)       | CHF 91,65                          |                         |              |                              |       |
| Patrimonio Netto (Mln) | 545,15 EUR                         |                         |              |                              |       |

(31/10/2024)