

# BlackRock Strategic Funds - Emerging Companies Absolute Return Fund I4 GBP

**Categoria Morningstar™**

Alt - Long/Short Azionario UK

**Benchmark Morningstar**

Morningstar UK All Cap Target Market

Exposure NR GBP

Usato nel Report

**Benchmark Dichiarato**

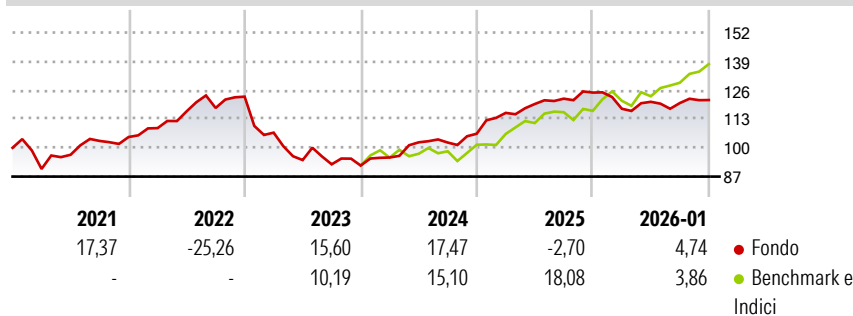
3 Month SONIA

**Morningstar Rating™**

Senza rating

**Obiettivo d'Investimento Dichiarato**

The sub-fund seeks to achieve a positive absolute return for investors regardless of market movements. The Fund will seek to achieve this investment objective by taking long, synthetic long and synthetic short investment exposures, equities and equity-related securities (including derivatives) of, or giving exposure to, companies located in developed countries. Such companies include small, mid and large capitalisation companies that are considered 'emerging', i.e. at an early stage of their life cycle and/or expected to experience significant growth. The Fund will seek to achieve this investment objective by investing at least 70% of its total assets in equities and equity-related securities and, when determined appropriate, cash and...

**Rendimenti**

**Misure di Rischio**

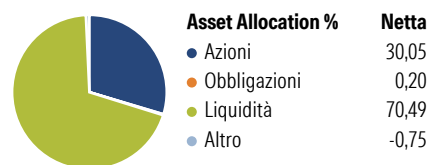
|                   |       |                 |      |
|-------------------|-------|-----------------|------|
| 3Y Alpha          | 3,73  | 3Y Sharpe Ratio | 0,99 |
| 3Y Beta           | 0,12  | 3Y Std Dev      | 7,11 |
| 3Y R-Squared      | 3,54  | 3Y Risk         | -    |
| 3Y Info Ratio     | -0,39 | 5Y Risk         | -    |
| 3Y Tracking Error | 9,76  | 10Y Risk        | -    |

Basati su Morningstar UK All Cap Target Market Exposure NR GBP (dove applicabile)

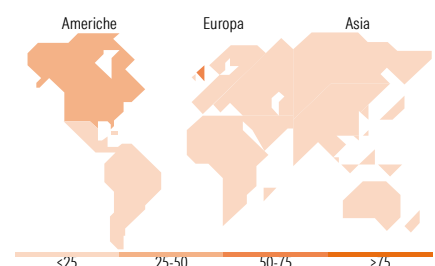
| Rend. Cumulati % | Fondo | Bmk   |
|------------------|-------|-------|
| 3-Mesi           | 4,60  | 8,80  |
| 6-Mesi           | 9,64  | 15,97 |
| 1-Anno           | 2,76  | 19,51 |
| 3-Anni Ann.ti    | 10,58 | 14,46 |
| 5-Anni Ann.ti    | 3,40  | 13,20 |
| 10-Anni Ann.ti   | -     | -     |

Rendimenti aggiornati al 03/02/2026

| Rendimenti Trimestrali % | Q1     | Q2     | Q3    | Q4    |
|--------------------------|--------|--------|-------|-------|
| 2026                     | -      | -      | -     | -     |
| 2025                     | -5,83  | 2,65   | -0,47 | 1,14  |
| 2024                     | 8,85   | 3,46   | 2,01  | 2,25  |
| 2023                     | 3,94   | 7,17   | -0,10 | 3,88  |
| 2022                     | -13,20 | -11,57 | -2,04 | -0,60 |

**Portafoglio 31/12/2025**


| Style Box Azionaria   |       |        | Mkt Cap %                         | Fondo     |  |                                      |                                      |  |  |  |  |  |  |  |  |  |  |  |       |       |        |  |  |       |       |
|---|-------|--------|-----------------------------------|-----------|--|--------------------------------------|--------------------------------------|--|--|--|--|--|--|--|--|--|--|--|-------|-------|--------|--|--|-------|-------|
| <table><tr><td></td><td></td><td></td><td rowspan="5">Capitalizz.<br/>Large<br/>Mid<br/>Small</td></tr><tr><td></td><td></td><td></td></tr><tr><td></td><td></td><td></td></tr><tr><td></td><td></td><td></td></tr><tr><td></td><td></td><td></td></tr><tr><td>Value</td><td>Blend</td><td>Growth</td><td></td><td></td></tr></table> |       |        |                                   |           |  | Capitalizz.<br>Large<br>Mid<br>Small |                                      |  |  |  |  |  |  |  |  |  |  |  | Value | Blend | Growth |  |  | Giant | 23,29 |
|   |       |        |                                   |           |  |                                      | Capitalizz.<br>Large<br>Mid<br>Small |  |  |  |  |  |  |  |  |  |  |  |       |       |        |  |  |       |       |
|   |       |        |                                   |           |  |                                      |                                      |  |  |  |  |  |  |  |  |  |  |  |       |       |        |  |  |       |       |
|   |       |        |                                   |           |  |                                      |                                      |  |  |  |  |  |  |  |  |  |  |  |       |       |        |  |  |       |       |
|   |       |        |                                   |           |  |                                      |                                      |  |  |  |  |  |  |  |  |  |  |  |       |       |        |  |  |       |       |
|   |       |        |                                   |           |  |                                      |                                      |  |  |  |  |  |  |  |  |  |  |  |       |       |        |  |  |       |       |
| Value   | Blend | Growth |                                   |           |  |                                      |                                      |  |  |  |  |  |  |  |  |  |  |  |       |       |        |  |  |       |       |
|   |       |        | Large                             | 22,72     |  |                                      |                                      |  |  |  |  |  |  |  |  |  |  |  |       |       |        |  |  |       |       |
|   |       |        | Medium                            | 27,58     |  |                                      |                                      |  |  |  |  |  |  |  |  |  |  |  |       |       |        |  |  |       |       |
|   |       |        | Small                             | 24,50     |  |                                      |                                      |  |  |  |  |  |  |  |  |  |  |  |       |       |        |  |  |       |       |
|   |       |        | Micro                             | 1,92      |  |                                      |                                      |  |  |  |  |  |  |  |  |  |  |  |       |       |        |  |  |       |       |
| Stile   |       |        | Capitalizzazione media di mercato | Fondo     |  |                                      |                                      |  |  |  |  |  |  |  |  |  |  |  |       |       |        |  |  |       |       |
|   |       |        | Ave Mkt Cap GBP                   | 19.160,47 |  |                                      |                                      |  |  |  |  |  |  |  |  |  |  |  |       |       |        |  |  |       |       |


**Titoli principali**

| Nome  | Settore     | %     |
|---|-------------|-------|
| BlackRock ICS Stlg...                       | —           | 3,66  |
| Rosebank Industries PLC...                  | Industria   | 3,53  |
| Babcock International Group...              | Industria   | 3,37  |
| Mont Blanc Capital Corp                     | —           | 3,22  |
| Amazon.com Inc                              | Informatica | 3,10  |
| Microsoft Corp                              | Informatica | 2,84  |
| Alphabet Inc Class C                        | Informatica | 2,54  |
| London Stock Exchange Group...              | Finanza     | 2,49  |
| Lloyds Banking Group PLC                    | Finanza     | 2,47  |
| % Primi 10 Titoli sul Patrimonio            |             | 27,21 |
| Numero Complessivo di Titoli Azionari       |             | 217   |
| Numero Complessivo di Titoli Obbligazionari |             | 0     |

**Distribuzione Settoriale %**

|                             | Fondo        |
|-----------------------------|--------------|
| <b>Ciclico</b>              | <b>44,33</b> |
| Materie Prime               | 8,42         |
| Beni di Consumo Ciclici     | 12,08        |
| Finanza                     | 21,29        |
| Immobiliare                 | 2,54         |
| <b>Sensibile</b>            | <b>45,73</b> |
| Telecomunicazioni           | 5,51         |
| Energia                     | 0,66         |
| Beni Industriali            | 27,51        |
| Tecnologia                  | 12,05        |
| <b>Difensivo</b>            | <b>9,94</b>  |
| Beni Difensivi              | 3,59         |
| Salute                      | 5,64         |
| Servizi di Pubblica Utilità | 0,71         |

**Ripartizione Geografica %**

|                               | Fondo        |
|-------------------------------|--------------|
| <b>America</b>                | <b>34,10</b> |
| Stati Uniti                   | 33,28        |
| Canada                        | 0,00         |
| America Latina e Centrale     | 0,82         |
| <b>Europa</b>                 | <b>64,14</b> |
| Regno Unito                   | 56,96        |
| Europa Occidentale - Euro     | 4,94         |
| Europa Occidentale - Non Euro | 1,30         |
| Europa dell'Est               | 0,00         |
| Africa                        | 0,00         |
| Medio Oriente                 | 0,93         |
| <b>Asia</b>                   | <b>1,76</b>  |
| Giappone                      | 0,00         |
| Australasia                   | 0,00         |
| Asia - Paesi Sviluppati       | 1,76         |
| Asia - Emergente              | 0,00         |

**Anagrafica**

|                     |                           |                         |             |                              |       |
|---------------------|---------------------------|-------------------------|-------------|------------------------------|-------|
| Società di Gestione | BlackRock (Luxembourg) SA | Patrimonio Classe (Mln) | 16,68 GBP   | Investimento Min. Ingresso   | -     |
| Telefono            | +44 20 77433000           | Domicilio               | LUSSEMBURGO | Investimento Min. Successivo | -     |
| Web                 | www.blackrock.com         | Valuta del Fondo        | GBP         | T.E.R.                       | -     |
| Data di Partenza    | 23/10/2019                | UCITS                   | Si          | Spese correnti               | 1,09% |
|                     |                           |                         |             | Commissione di incentivo     | -     |

# BlackRock Strategic Funds - Emerging Companies Absolute Return Fund I4 GBP

|                                 |            |         |              |
|---------------------------------|------------|---------|--------------|
| Nome del Gestore                | -          | Inc/Acc | Inc          |
| Data Inizio Gestione            | 17/10/2018 | ISIN    | LU2066748497 |
| NAV <small>(03/02/2026)</small> | GBP 137,18 |         |              |
| Patrimonio Netto (Mln)          | 248,01 GBP |         |              |
| <small>(31/12/2025)</small>     |            |         |              |