

# JPM Global Bond Opportunities Sustainable C (acc) - EUR (hedged)

## Categoria Morningstar™

Obbligazionari Flessibili Globali - EUR  
Hedged

## Benchmark Morningstar

Morningstar Global Core Bond GR Hedged  
EUR  
Usato nel Report

## Benchmark Dichiarato

Bloomberg Multiverse TR Hdg USD

## Morningstar Rating™

★★★

### Obiettivo d'Investimento Dichiarato

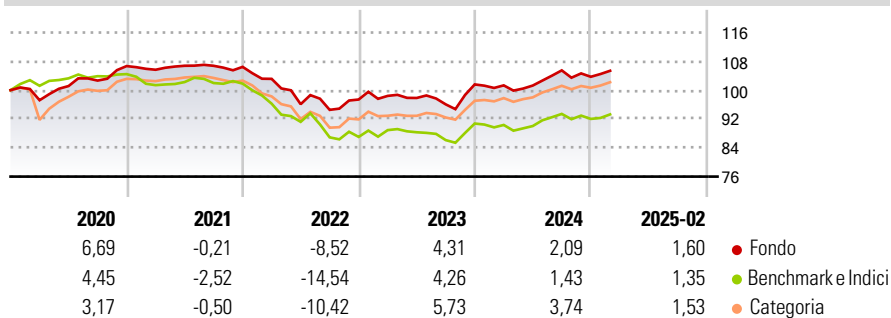
To achieve a return in excess of the benchmark by investing opportunistically in an unconstrained portfolio of debt securities (positively positioned towards Debt Securities with positive E/S characteristics and debt securities issued by companies and countries that demonstrate improving E/S characteristics) and currencies, using derivatives where appropriate. Debt Securities with positive E/S characteristics are those that the Investment Manager believes have been issued by companies and countries that demonstrate effective governance and superior management of environmental and social issues (sustainable characteristics).

### Misure di Rischio

3Y Alpha	1,93	3Y Sharpe Ratio	-0,26
3Y Beta	0,86	3Y Std Dev	5,99
3Y R-Squared	78,18	3Y Risk	Med
3Y Info Ratio	0,87	5Y Risk	-Med
3Y Tracking Error	2,88	10Y Risk	-

Basati su Morningstar Global Core Bond GR Hedged EUR (dove applicabile)

### Rendimenti



### Rend. Cumulati %

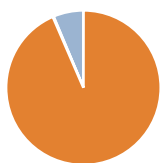
	Fondo	Bmk	Cat
3-Mesi	-0,30	-0,73	-0,04
6-Mesi	0,51	-1,47	0,31
1-Anno	3,43	2,13	3,65
3-Anni Ann.ti	0,92	-1,75	0,98
5-Anni Ann.ti	0,89	-2,17	0,40
10-Anni Ann.ti	-	-	-

Rendimenti aggiornati al 11/03/2025

### Rendimenti

	Q1	Q2	Q3	Q4
2025	-	-	-	-
2024	-0,26	-0,05	4,16	-1,68
2023	1,03	-0,59	-1,81	5,77
2022	-3,13	-6,82	-1,64	3,04
2021	-0,95	1,04	-0,01	-0,27

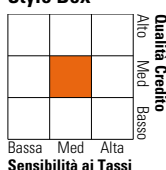
### Portafoglio 31/01/2025



Asset Allocation %	Netta
Azioni	0,02
Obbligazioni	93,49
Liquidità	0,16
Altro	6,33

### Fixed Income

#### Style Box™



	Fondo
Duration Effettiva	4,67
Maturità effettiva	6,07
Qualità Credito Media	BB

### Credit Quality %

Fond	Credit Quality %	Fond	
0	0	0	
AAA	13,11	BBB	24,08
AA	4,90	BB	25,51
A	16,92	B	8,30
		Below B	2,10
		Not Rated	5,07

### Titoli principali

Nome	Settore	%
Government National Mortgage...	—	4,49
JPM USD Liquidity LVNAV X...	—	2,78
Government National Mortgage...	—	2,05
Sweden (Kingdom Of) 1%	—	1,72
Poland (Republic of) 2.0856%	—	1,05
Fnma Pass-Thru I 5.5%	—	1,03
South Africa (Republic of) 9%	—	1,01
Mexico (United Mexican States)	—	0,93
Mexico (United Mexican States)	—	0,90
Peru (Republic Of) 7.3%	—	0,86
% Primi 10 Titoli sul Patrimonio		16,81
Numero Complessivo di Titoli Azionari		1
Numero Complessivo di Titoli Obbligazionari		839

### Fixed Income Sector Weightings %

	Fondo
Gov	20,09
Societario	68,95
Cartolarizzazioni	11,44
Enti Locali	0,00
Liquidità ed equivalenti	0,05
Derivati	-0,54

### Coupon Range %

	Fondo
0 coupon	0,79
Da 0 a 4 cedole	34,17
Da 4 a 6 cedole	41,09
Da 6 a 8 cedole	17,52
Da 8 a 10 cedole	4,82
Da 10 a 12 cedole	0,45
Oltre 12 cedole	1,16

### Scadenze %

	Fondo
da 1 a 3	17,21
da 3 a 5	22,44
da 5 a 7	13,19
da 7 a 10	14,96
da 10 a 15	9,33
da 15 a 20	1,99
da 20 a 30	17,37
oltre 30	1,95

### Anagrafica

Società di Gestione	JPMorgan Asset Management (Europe) S.à r.l.	Patrimonio Classe (Mln)	42,69 EUR	Investimento Min. Ingresso	10.000.000 EUR
Telefono	+352 34 101	Domicilio	LUSSEMBURGO	Investimento Min. Successivo	1.000 EUR
Web	http://www.jpmorganassetmanagement.com	Valuta del Fondo	EUR	T.E.R.	0,65%
Data di Partenza	08/11/2019	UCITS	Si	Spese correnti	0,65%
Nome del Gestore	-	Inc/Acc	Acc	Commissione di incentivo	-
Data Inizio Gestione	08/11/2019	ISIN	LU2051033418		
NAV (11/03/2025)	EUR 105,24				

# JPM Global Bond Opportunities Sustainable C (acc) - EUR (hedged)

Patrimonio Netto (Mln) 613,27 USD

(31/01/2025)