

iShares Emerging Markets Local Government Bond Index Fund (IE) D Dist GBP

Categoria Morningstar™

Obligazionari Paesi Emergenti Valuta Locale

Benchmark Morningstar

Morningstar Emerging Markets Government Bond Local Currency GR USD
Usato nel Report

Benchmark Dichiarato

JPM GBI-EM Global Diversified TR USD

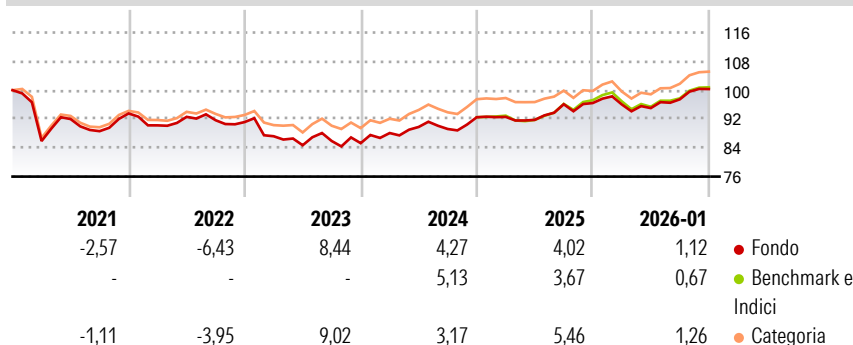
Morningstar Rating™

★★

Obiettivo d'Investimento Dichiarato

The investment objective of the Fund is to provide Shareholders with a total return, taking into account both capital and income returns, which reflects the total return of the J.P. Morgan Government Bond Index - Emerging Market Global Diversified Index, the Fund's Benchmark Index. In order to achieve this objective, the Fund will predominantly invest in the fixed income securities that make up the Fund's Benchmark Index (which comprises government bonds). The Fund's Benchmark Index comprises local currency denominated fixed rate fixed income securities issued by emerging market sovereign and quasi-sovereign entities. Quasi-sovereign entities must be 100% guaranteed or 100% owned by the relevant sovereign entity. The Fund may also invest...

Rendimenti



Misure di Rischio

| | | | |
|-------------------|-------|-----------------|------|
| 3Y Alpha | 0,00 | 3Y Sharpe Ratio | 0,46 |
| 3Y Beta | 1,05 | 3Y Std Dev | 4,48 |
| 3Y R-Squared | 98,66 | 3Y Risk | -Med |
| 3Y Info Ratio | 0,14 | 5Y Risk | Med |
| 3Y Tracking Error | 1,02 | 10Y Risk | - |

Basati su Morningstar Emerging Markets Government Bond Local Currency GR USD (dove applicabile)

Rend. Cumulati %


| | Fondo | Bmk | Cat |
|----------------|-------|------|------|
| 3-Mesi | 2,75 | 2,52 | 3,27 |
| 6-Mesi | 6,71 | 6,47 | 7,85 |
| 1-Anno | 4,59 | 3,53 | 5,98 |
| 3-Anni Ann.ti | 5,23 | 5,07 | 5,84 |
| 5-Anni Ann.ti | 1,76 | 2,30 | 2,66 |
| 10-Anni Ann.ti | - | - | - |

Rendimenti aggiornati al 03/02/2026

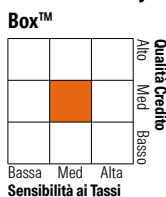
Rendimenti Trimestrali %

| | Q1 | Q2 | Q3 | Q4 |
|------|-------|-------|-------|-------|
| 2026 | - | - | - | - |
| 2025 | -0,41 | -1,06 | 2,56 | 2,92 |
| 2024 | 0,11 | -0,90 | 4,73 | 0,35 |
| 2023 | 3,30 | 1,92 | -0,63 | 3,65 |
| 2022 | -4,32 | -2,87 | 1,40 | -0,71 |

Portafoglio 31/12/2025



Fixed Income Style Box™



Sensibilità ai Tassi

Fondo

Credit Quality %

| | o | | o |
|-----|-------|-----------|-------|
| AAA | 0,00 | BBB | 45,79 |
| AA | 5,04 | BB | 19,31 |
| A | 29,42 | B | 0,00 |
| | | Below B | 0,00 |
| | | Not Rated | 0,44 |

Titoli principali

| Nome | Settore | % |
|---|---------|-------|
| iSh Brzil LTN BRL Gvt Bnd | — | 3,29 |
| Secretaria Do Tesouro... | — | 1,10 |
| South Africa (Republic of)... | — | 1,05 |
| India (Republic of) 7.18% | — | 1,04 |
| Mexico (United Mexican... | — | 0,92 |
| India (Republic of) 7.3% | — | 0,90 |
| South Africa (Republic of)... | — | 0,90 |
| China (People's Republic Of)... | — | 0,88 |
| Mexico (United Mexican... | — | 0,88 |
| South Africa (Republic of)... | — | 0,83 |
| % Primi 10 Titoli sul Patrimonio | | 11,80 |
| Numero Complessivo di Titoli Azionari | | 0 |
| Numero Complessivo di Titoli Obbligazionari | | 360 |

Fixed Income Sector Weightings %

| | Fondo |
|----------------------------|-------|
| ■ Governativo | 99,44 |
| ■ Societario | 0,00 |
| ■ Cartolarizzazioni | 0,00 |
| ■ Enti Locali | 0,00 |
| ■ Liquidità ed equivalenti | 0,57 |
| ■ Derivati | 0,00 |

Coupon Range %

| | Fondo |
|-------------------|-------|
| 0 coupon | 4,04 |
| Da 0 a 4 cedole | 30,80 |
| Da 4 a 6 cedole | 16,70 |
| Da 6 a 8 cedole | 30,74 |
| Da 8 a 10 cedole | 14,55 |
| Da 10 a 12 cedole | 1,17 |
| Oltre 12 cedole | 2,00 |

Scadenze %

| | Fondo |
|------------|-------|
| da 1 a 3 | 16,87 |
| da 3 a 5 | 22,83 |
| da 5 a 7 | 14,08 |
| da 7 a 10 | 20,46 |
| da 10 a 15 | 11,29 |
| da 15 a 20 | 5,23 |
| da 20 a 30 | 7,37 |
| oltre 30 | 0,00 |

Anagrafica

| | | | | | |
|----------------------|--|-------------------------|--------------|------------------------------|-------------|
| Società di Gestione | BlackRock Asset Management Ireland Ltd | Patrimonio Classe (Mln) | 1,00 GBP | Investimento Min. Ingresso | 500.000 GBP |
| Telefono | - | (03/02/2026) | - | Investimento Min. Successivo | - |
| Web | www.blackrock.com | Domicilio | IRLANDA | T.E.R. | - |
| Data di Partenza | 13/11/2019 | Valuta del Fondo | GBP | Spese correnti | 0,25% |
| Nome del Gestore | - | UCITS | Si | Commissione di incentivo | - |
| Data Inizio Gestione | - | Inc/Acc | Inc | | |
| NAV (03/02/2026) | GBP 8,00 | ISIN | IE00BKFVZC40 | | |

iShares Emerging Markets Local Government Bond Index Fund (IE) D Dist GBP

| | |
|------------------------|--------------|
| Patrimonio Netto (Mln) | 2.084,86 USD |
| (31/12/2025) | |