

# Invesco Funds - Invesco Emerging Markets Local Debt Fund E Accumulation EUR

## Categoria Morningstar™

Obbligazionari Paesi Emergenti Valuta Locale

## Benchmark Morningstar

Morningstar Emerging Markets Government Bond Local Currency GR USD  
Usato nel Report

## Benchmark Dichiarato

JPM GBI-EM Global Diversified TR USD

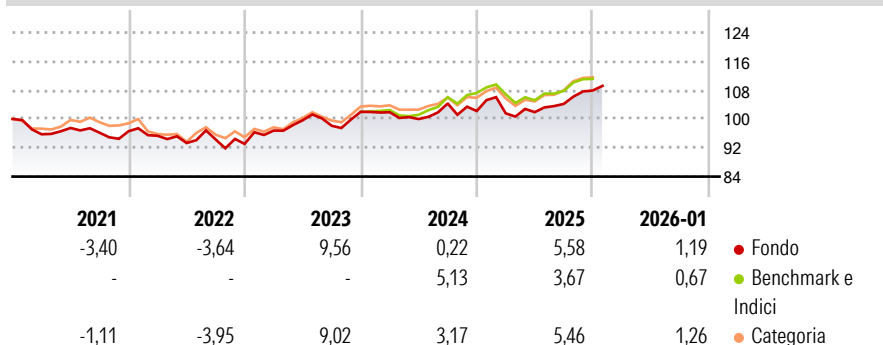
## Morningstar Rating™

★★

### Obiettivo d'Investimento Dichiarato

The Fund aims to generate income, together with long term capital growth. The Fund seeks to achieve its objective by investing a minimum of 80% of the NAV of the Fund in debt securities of issuers that are economically tied to emerging market countries and which are denominated in local currencies. The Fund invests in at least three emerging market countries.

### Rendimenti



### Misure di Rischio

3Y Alpha	-1,04	3Y Sharpe Ratio	0,25
3Y Beta	1,18	3Y Std Dev	5,54
3Y R-Squared	93,76	3Y Risk	+Med
3Y Info Ratio	-0,24	5Y Risk	+Med
3Y Tracking Error	2,71	10Y Risk	-

Basati su Morningstar Emerging Markets Government Bond Local Currency GR USD (dove applicabile)

### Rend. Cumulati %


	Fondo	Bmk	Cat
3-Mesi	3,50	2,52	3,27
6-Mesi	7,10	6,47	7,85
1-Anno	4,40	3,53	5,98
3-Anni Ann.ti	4,47	5,07	5,84
5-Anni Ann.ti	1,78	2,30	2,66
10-Anni Ann.ti	-	-	-

Rendimenti aggiornati al 04/02/2026

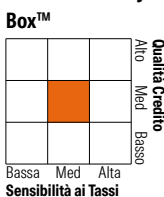
### Rendimenti Trimestrali %

	Q1	Q2	Q3	Q4
2026	-	-	-	-
2025	-0,63	0,33	2,25	3,57
2024	-0,11	-1,85	4,33	-2,02
2023	3,97	2,96	-1,53	3,94
2022	-1,32	-2,11	1,08	-1,32

### Portafoglio 31/12/2025



### Fixed Income Style Box™



### Fixed Income Sector Weightings %

	Fondo
Governativo	91,12
Societario	2,94
Cartolarizzazioni	0,06
Enti Locali	0,00
Liquidità ed equivalenti	-1,41
Derivati	7,28

### Coupon Range %

	Fondo
0 coupon	0,24
Da 0 a 4 cedole	25,48
Da 4 a 6 cedole	10,37
Da 6 a 8 cedole	34,33
Da 8 a 10 cedole	15,86
Da 10 a 12 cedole	3,08
Oltre 12 cedole	10,65

### Credit Quality %

	0		0
AAA	1,93	BBB	40,39
AA	3,97	BB	28,25
A	22,45	B	0,86
		Below B	0,43
		Not Rated	1,72

### Titoli principali

Nome	Settore	%
Invesco US Dollar Liqdt...	—	5,38
Mexico (United Mexican...	—	4,76
Poland (Republic of) 1.75%	—	4,17
Colombia (Republic Of) 7%	—	3,66
Malaysia (Government Of)...	—	3,23
South Africa (Republic of)...	—	3,18
India (Republic of) 7.3%	—	3,13
Ministerio de Hacienda y...	—	2,87
Turkey (Republic of) 30%	—	2,42
Indonesia (Republic of) 7%	—	2,33
% Primi 10 Titoli sul Patrimonio		35,13
Numero Complessivo di Titoli Azionari		6
Numero Complessivo di Titoli Obbligazionari		75

### Anagrafica

Società di Gestione	Invesco Management S.A.	Patrimonio Classe (Mln)	8,92 EUR	Investimento Min. Ingresso	500 EUR
Telefono	(+353) 1 4398100	(04/02/2026)		Investimento Min. Successivo	-
Web	www.invescomanagement.com	Domicilio	LUSSEMBURGO	T.E.R.	2,00%
Data di Partenza	20/11/2019	Valuta del Fondo	EUR	Spese correnti	2,00%
Nome del Gestore	-	UCITS	Si	Commissione di incentivo	-
Data Inizio Gestione	26/08/2019	Inc/Acc	Acc		
NAV (04/02/2026)	EUR 10,58	ISIN	LU2065166824		
Patrimonio Netto (Mln)	1.084,72 USD				

(31/12/2025)