

BNP Paribas Funds Sustainable Multi-Asset Stability I EUR Acc

Categoria Morningstar™

Bilanciati Prudenti EUR - Globali

Benchmark Morningstar

Morningstar Euro Cautious Global Target

Allocation NR EUR

Usato nel Report

Benchmark Dichiarato

25% MSCI ACWI NR EUR, 75% Bloomberg

Euro Agg Bond TR EUR

Morningstar Rating™

★★★

Obiettivo d'Investimento Dichiarato

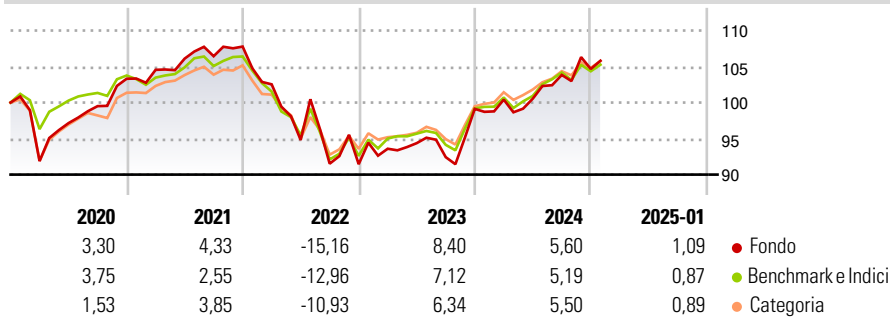
Increase the value of its assets over the medium term by investing directly and/or indirectly (through UCITS, UCLs, or ETFs) in bonds or shares of issuers selected based on their practices and activities linked to sustainable development. This sub-fund invests directly or indirectly (through funds, i.e. UCITS, UCLs, or ETFs) in bonds or shares of issuers selected based on the best-in-class approach (which selects issuers that demonstrate superior social and environmental responsibility, while implementing robust corporate governance practices within their sector of activity) and/or sustainable thematic approach.

Misure di Rischio

| | | | |
|-------------------|-------|-----------------|-------|
| 3Y Alpha | 0,85 | 3Y Sharpe Ratio | -0,19 |
| 3Y Beta | 1,33 | 3Y Std Dev | 8,66 |
| 3Y R-Squared | 96,54 | 3Y Risk | Alto |
| 3Y Info Ratio | 0,03 | 5Y Risk | +Med |
| 3Y Tracking Error | 2,62 | 10Y Risk | +Med |

Basati su Morningstar Euro Cautious Global Target Allocation NR EUR (dove applicabile)

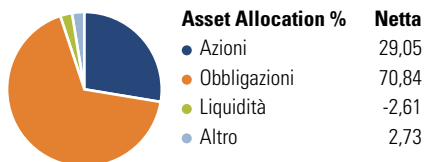
Rendimenti



| Rend. Cumulati % | Fondo | Bmk | Cat | Rendimenti Trimestrali % | Q1 | Q2 | Q3 | Q4 |
|------------------|-------|------|------|--------------------------|-------|-------|-------|-------|
| 3-Mesi | 2,74 | 2,13 | 2,44 | 2025 | - | - | - | - |
| 6-Mesi | 3,43 | 2,92 | 3,68 | 2024 | 1,30 | 0,13 | 3,29 | 0,80 |
| 1-Anno | 7,18 | 6,10 | 7,05 | 2023 | 2,35 | 0,83 | -2,06 | 7,25 |
| 3-Anni Ann.ti | 0,33 | 0,70 | 1,33 | 2022 | -4,86 | -7,54 | -3,48 | -0,08 |
| 5-Anni Ann.ti | 0,96 | 0,78 | 1,43 | 2021 | 1,20 | 1,49 | 0,32 | 1,26 |
| 10-Anni Ann.ti | 1,71 | 1,76 | 1,46 | | | | | |

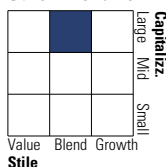
Rendimenti aggiornati al 31/01/2025

Portafoglio 31/12/2024

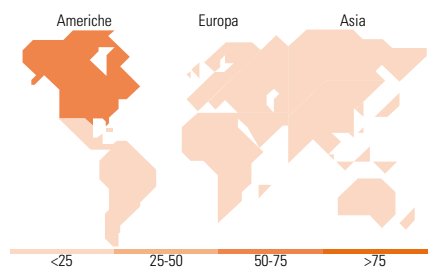
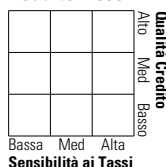


Morningstar Style Box®

Stile Azionario



Reddito Fisso



Titoli principali

| Nome | Settore | % |
|---|---------|-------|
| Amundi S&P 500 Clmt Net Zr... | — | 5,58 |
| Euro Bobl Future Mar 25 | — | 4,30 |
| BNP Paribas Green Bd X Cap | — | 4,14 |
| iShares S&P 500 Paris-Algnd... | — | 3,06 |
| Long Gilt Future Mar 25 | — | 2,98 |
| BNPP E JPM ESG Grn Scl &... | — | 2,76 |
| BNPP E JPM ESG Grn... | — | 2,36 |
| BNP Paribas Fds Glb Mgttrnd X... | — | 2,05 |
| BNP Paribas Inclusive Growth... | — | 2,02 |
| Sparinvest SICAV Eth Gl Val... | — | 2,01 |
| % Primi 10 Titoli sul Patrimonio | | 31,26 |
| Numero Complessivo di Titoli Azionari | | 0 |
| Numero Complessivo di Titoli Obbligazionari | | 238 |

Distribuzione Settoriale %

| Distribuzione Settoriale % | Fondo |
|----------------------------|-------|
| Ciclico | 37,92 |
| Sensibile | 45,11 |
| Difensivo | 16,98 |

Fixed Income Sector Weightings %

| Fixed Income Sector Weightings % | Fondo |
|----------------------------------|-------|
| Governativo | 58,35 |
| Societario | 40,38 |
| Cartolarizzazioni | 5,11 |
| Enti Locali | 0,00 |
| Liquidità ed equivalenti | -3,84 |
| Derivati | 0,00 |

Ripartizione Geografica %

| Ripartizione Geografica % | Fondo |
|-------------------------------|--------------|
| America | 68,12 |
| Stati Uniti | 66,71 |
| Canada | 0,89 |
| America Latina e Centrale | 0,52 |
| Europa | 22,04 |
| Regno Unito | 6,40 |
| Europa Occidentale - Euro | 9,86 |
| Europa Occidentale - Non Euro | 5,28 |
| Europa dell'Est | 0,12 |
| Africa | 0,26 |
| Medio Oriente | 0,12 |
| Asia | 9,83 |
| Giappone | 3,95 |
| Australasia | 0,99 |
| Asia - Paesi Sviluppati | 2,53 |
| Asia - Emergente | 2,37 |

Anagrafica

| | | | | | |
|----------------------|---|-------------------------|--------------|------------------------------|-------|
| Società di Gestione | BNP Paribas Asset Management Luxembourg | Patrimonio Classe (Mln) | 49,47 EUR | Investimento Min. Ingresso | - |
| Telefono | +352 2646 3017 | Domicilio | LUSSEMBURGO | Investimento Min. Successivo | - |
| Web | www.bnpparibas-am.com | Valuta del Fondo | EUR | T.E.R. | - |
| Data di Partenza | 05/12/2019 | UCITS | Si | Spese correnti | 0,74% |
| Nome del Gestore | Michael Cornelis | Inc/Acc | Acc | Commissione di incentivo | - |
| Data Inizio Gestione | 05/12/2019 | ISIN | LU1956160789 | | |
| NAV (31/01/2025) | EUR 134,87 | | | | |

BNP Paribas Funds Sustainable Multi-Asset Stability I EUR Acc

Patrimonio Netto (Mln) 562,70 EUR

(31/12/2024)