

Neuberger Berman Global Flexible Credit Income Fund USD Z Accumulating

Categoria Morningstar™
Class Global Core Bond - USD Hedged

Benchmark Morningstar
Morningstar Global Core Bond GR Hedged
USD
Usato nel Report

Benchmark Dichiarato
No benchmark

Morningstar Rating™
★★★★★

Obiettivo d'Investimento Dichiarato

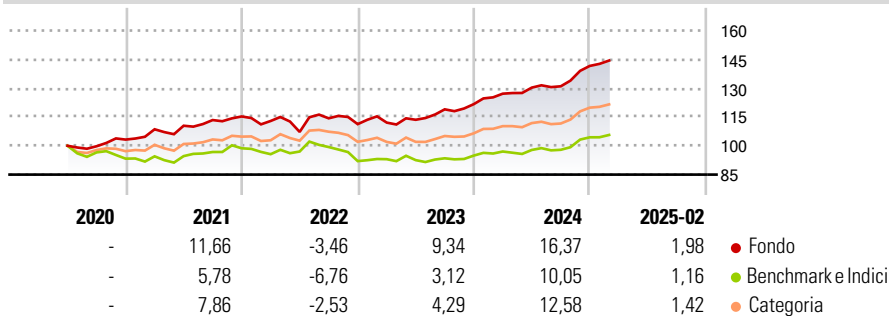
To seek to maximise total return from current income and long-term capital appreciation by investing in a diversified mix of global fixed rate and floating rate debt securities, including high income securities. The Portfolio seeks to achieve its investment objective primarily by investing in debt securities and money market instruments, including through the use of FDI, issued by governments and their agencies and corporations worldwide including within Emerging Markets. Securities will typically be dealt or traded on Recognised Markets globally without any particular focus on any one industrial sector. Securities may be rated investment grade or below by a Recognised Rating Agency.

Misure di Rischio

3Y Alpha	5,71	3Y Sharpe Ratio	0,90
3Y Beta	0,94	3Y Std Dev	7,35
3Y R-Squared	54,99	3Y Risk	+Med
3Y Info Ratio	1,16	5Y Risk	-
3Y Tracking Error	5,16	10Y Risk	-

Basati su Morningstar Global Core Bond GR Hedged USD (dove applicabile)

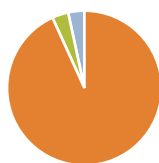
Rendimenti



Rend. Cumulati %	Fondo	Bmk	Cat	Rendimenti Trimestrali %	Q1	Q2	Q3	Q4
3-Mesi	-2,78	-4,36	-3,53	2025	-	-	-	-
6-Mesi	3,84	0,07	1,88	2024	4,48	2,48	0,54	8,11
1-Anno	9,34	3,81	5,64	2023	0,71	1,31	4,80	2,26
3-Anni Ann.ti	7,21	0,49	3,23	2022	-2,03	-5,04	6,61	-2,66
5-Anni Ann.ti	-	-	-	2021	5,20	1,69	2,67	1,65
10-Anni Ann.ti	-	-	-					

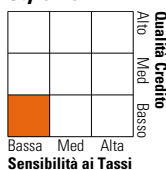
Rendimenti aggiornati al 11/03/2025

Portafoglio 31/12/2024



Asset Allocation %	Netta
● Azioni	0,00
● Obbligazioni	93,21
● Liquidità	3,40
● Altro	3,39

Fixed Income Style Box™



	Fondo
Duration Effettiva	3,46
Maturità effettiva	12,31
Qualità Credito Media	B

Credit Quality %	Fond	Credit Quality %	Fond
AAA	3,29	BBB	17,69
AA	1,00	BB	28,72
A	4,00	B	33,50
		Below B	8,90
		Not Rated	2,90

Titoli principali

Nome	Settore	%
F/C Us 5yr Note (Cbt) Mar25	-	13,01
F/C Us 10Yr Ultra Fut Mar25	-	6,18
F/C Us 10yr Note (Cbt)mar25	-	4,25
Mcafee Pk Pref Equity	-	1,32
% Primi 10 Titoli sul Patrimonio		24,76
Numero Complessivo di Titoli Azionari		0
Numero Complessivo di Titoli Obbligazionari		609

Fixed Income Sector Weightings %

	Fondo
🏛️ Governativo	10,83
🏢 Societario	71,72
🏠 Cartolarizzazioni	13,99
👤 Enti Locali	0,00
🏦 Liquidità ed equivalenti	1,89
📄 Derivati	1,57

Coupon Range %

	Fondo
0 coupon	3,57
Da 0 a 4 cedole	9,40
Da 4 a 6 cedole	28,28
Da 6 a 8 cedole	36,95
Da 8 a 10 cedole	17,13
Da 10 a 12 cedole	2,47
Oltre 12 cedole	2,19

Scadenze %

	Fondo
da 1 a 3	7,18
da 3 a 5	25,15
da 5 a 7	20,08
da 7 a 10	12,66
da 10 a 15	11,24
da 15 a 20	2,88
da 20 a 30	5,13
oltre 30	2,93

Anagrafica

Società di Gestione	Neuberger Berman Asset Management Ireland Limited	Patrimonio Classe (Mln)	6,71 USD	Investimento Min. Ingresso	25.000.000 USD
Telefono	-	Domicilio	IRLANDA	Investimento Min. Successivo	-
Web	-	Valuta del Fondo	USD	T.E.R.	0,11%
Data di Partenza	01/06/2020	UCITS	Si	Spese correnti	0,12%
Nome del Gestore	-	Inc/Acc	Acc	Commissione di incentivo	-
Data Inizio Gestione	01/06/2020	ISIN	IE00BMD7Z845		
NAV (11/03/2025)	USD 13,47				

Neuberger Berman Global Flexible Credit Income Fund USD Z Accumulating

Patrimonio Netto (Mln)

499,12 USD

Class
