

iShares Emerging Markets Government Bond Index Fund (IE) Institutional Acc GBP

Categoria Morningstar™

Obbligazionari Paesi Emergenti

Benchmark Morningstar

Morningstar Emerging Markets Sovereign

Bond GR USD

Usato nel Report

Benchmark Dichiarato

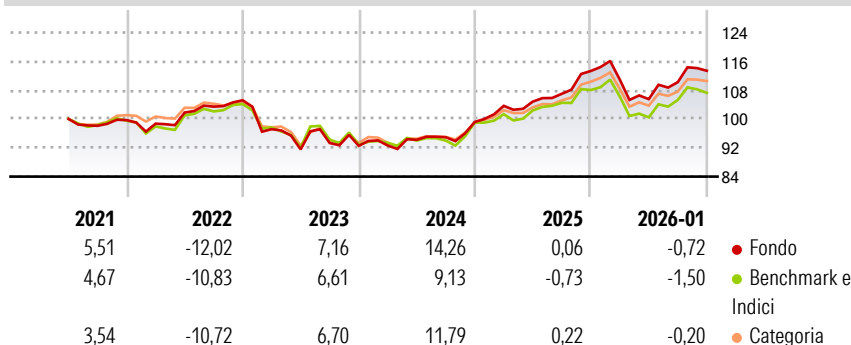
JPM EMBI Global Diversified TR USD

Morningstar Rating™

★★★

Obiettivo d'Investimento Dichiarato

The investment objective of the Fund is to provide Shareholders with a total return, taking into account both capital and income returns, which reflects the total return of the J.P. Morgan Emerging Market Bond Index Global Diversified, the Fund's Benchmark Index. In order to achieve this objective, the Fund will predominantly invest in the fixed income securities that make up the Fund's Benchmark Index (which comprises government bonds). The Fund's Benchmark Index comprises USD denominated fixed and floating rate fixed income securities issued by emerging market sovereign and quasi-sovereign entities. Quasi-sovereign entities must be 100% guaranteed or 100% owned by the relevant sovereign entity. The Fund may also invest in other fixed...


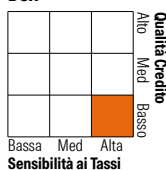
Rendimenti

Misure di Rischio

3Y Alpha	2,37	3Y Sharpe Ratio	0,49
3Y Beta	0,85	3Y Std Dev	6,84
3Y R-Squared	95,78	3Y Risk	-Med
3Y Info Ratio	1,33	5Y Risk	Med
3Y Tracking Error	1,67	10Y Risk	-

Basati su Morningstar Emerging Markets Sovereign Bond GR USD (dove applicabile)

Rend. Cumulati %	Fondo	Bmk	Cat	Rendimenti Trimestrali %	Q1	Q2	Q3	Q4
3-Mesi	-0,89	-2,20	0,43	2026	-	-	-	-
6-Mesi	4,48	3,06	5,33	2025	-2,10	-4,90	4,47	2,87
1-Anno	-1,62	-2,87	-0,32	2024	4,51	1,12	2,08	5,92
3-Anni Ann.ti	6,05	3,89	5,98	2023	0,10	1,71	0,76	4,46
5-Anni Ann.ti	2,49	1,23	2,52	2022	-7,63	-5,78	1,94	-0,84
10-Anni Ann.ti	-	-	-					

Rendimenti aggiornati al 03/02/2026

Portafoglio 31/12/2025

Fixed Income Style
Box™


Sensibilità ai Tassi

Fondo
Credit Quality %

Fond	Credit Quality %	Fond	Credit Quality %
0	0,00	0	0,00
AAA	5,24	BBB	27,60
AA	16,19	BB	26,92
A		B	14,55
		Below B	9,40
		Not Rated	0,10

Titoli principali

Nome	Settore	%
Argentina (Republic Of) 4.12%	—	0,92
Ecuador (Republic Of) 6.9%	—	0,74
Argentina (Republic Of) 0.75%	—	0,65
Argentina (Republic Of) 5%	—	0,54
Uruguay (Republic Of) 5.1%	—	0,47
Ghana (Republic of) 5%	—	0,47
Eagle Funding Luxco S.a.r.l....	—	0,44
Argentina (Republic Of) 3.5%	—	0,43
Ecuador (Republic Of) 6.9%	—	0,39
Oman (Sultanate Of) 6.75%	—	0,37
% Primi 10 Titoli sul Patrimonio		5,41
Numero Complessivo di Titoli Azionari		0
Numero Complessivo di Titoli Obbligazionari		990

Fixed Income Sector Weightings %

Fondo	Fondo
Governativo	83,61
Societario	15,42
Cartolarizzazioni	0,00
Enti Locali	0,00
Liquidità ed equivalenti	0,97
Derivati	0,00
Coupon Range %	Fondo
0 coupon	0,56
Da 0 a 4 cedole	18,22
Da 4 a 6 cedole	42,43
Da 6 a 8 cedole	29,94
Da 8 a 10 cedole	8,48
Da 10 a 12 cedole	0,27
Oltre 12 cedole	0,09

Scadenze %

Fondo	Fondo
da 1 a 3	13,59
da 3 a 5	16,96
da 5 a 7	12,55
da 7 a 10	19,61
da 10 a 15	8,93
da 15 a 20	6,87
da 20 a 30	17,64
oltre 30	2,96

Anagrafica

Società di Gestione	BlackRock Asset Management Ireland Ltd	Patrimonio Classe (Mln)	1.754,95 GBP	Investimento Min. Ingresso	500.000 GBP
Telefono	-	(03/02/2026)		Investimento Min. Successivo	-
Web	www.blackrock.com	Domicilio	IRLANDA	T.E.R.	-
Data di Partenza	18/06/2020	Valuta del Fondo	GBP	Spese correnti	0,23%
Nome del Gestore	-	UCITS	Si	Commissione di incentivo	-
Data Inizio Gestione	-	Inc/Acc	Acc		
NAV (03/02/2026)	GBP 10,85	ISIN	IE00BLF0J488		

iShares Emerging Markets Government Bond Index Fund (IE) Institutional Acc GBP

Patrimonio Netto (Mln)	3.261,95 USD
(31/12/2025)	