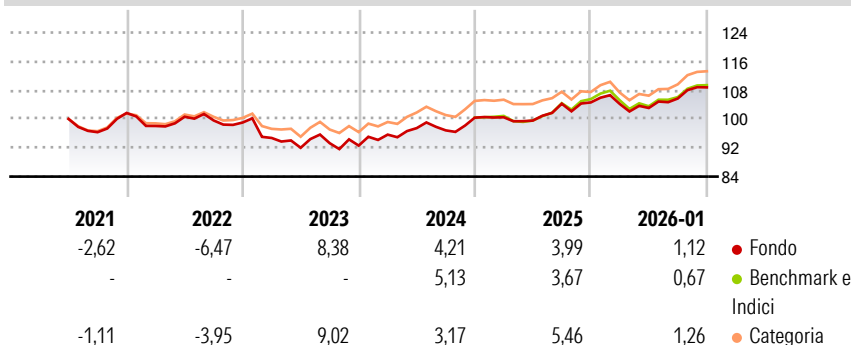


iShares Emerging Markets Local Government Bond Index Fund (IE) Institutional Acc

Categoria Morningstar™
GBP
Investitori Paesi Emergenti Valuta
Locale
Benchmark Morningstar
Morningstar Emerging Markets
Government Bond Local Currency GR USD
Usato nel Report
Benchmark Dichiarato
JPM GBI-EM Global Diversified TR USD
Morningstar Rating™
★★
Obiettivo d'Investimento Dichiarato

The investment objective of the Fund is to provide Shareholders with a total return, taking into account both capital and income returns, which reflects the total return of the J.P. Morgan Government Bond Index - Emerging Market Global Diversified Index, the Fund's Benchmark Index. In order to achieve this objective, the Fund will predominantly invest in the fixed income securities that make up the Fund's Benchmark Index (which comprises government bonds). The Fund's Benchmark Index comprises local currency denominated fixed rate fixed income securities issued by emerging market sovereign and quasi-sovereign entities. Quasi-sovereign entities must be 100% guaranteed or 100% owned by the relevant sovereign entity. The Fund may also invest...


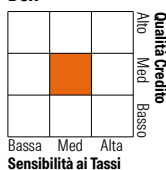
Rendimenti

Misure di Rischio

3Y Alpha	-0,05	3Y Sharpe Ratio	0,45
3Y Beta	1,05	3Y Std Dev	4,48
3Y R-Squared	98,66	3Y Risk	-Med
3Y Info Ratio	0,09	5Y Risk	Med
3Y Tracking Error	1,03	10Y Risk	-

Basati su Morningstar Emerging Markets Government Bond Local Currency GR USD (dove applicabile)

Rend. Cumulati %	Fondo	Bmk	Cat	Rendimenti Trimestrali %	Q1	Q2	Q3	Q4
3-Mesi	2,49	2,52	3,27	2026	-	-	-	-
6-Mesi	6,29	6,47	7,85	2025	-0,41	-1,07	2,56	2,92
1-Anno	4,52	3,53	5,98	2024	0,11	-0,92	4,72	0,34
3-Anni Ann.ti	4,88	5,07	5,84	2023	3,29	1,90	-0,64	3,64
5-Anni Ann.ti	1,67	2,30	2,66	2022	-4,33	-2,87	1,38	-0,72
10-Anni Ann.ti	-	-	-					

Rendimenti aggiornati al 02/02/2026

Portafoglio 31/12/2025

Fixed Income Style
Box™


Sensibilità ai Tassi

Fondo
Credit Quality %

Fond	Credit Quality %	Fond
0	0	0
AAA	0,00	45,79
AA	5,04	19,31
A	29,42	0,00
	Below B	0,00
	Not Rated	0,44

Titoli principali

Nome	Settore	%
iSh Brzil LTN BRL Gvt Bnd	—	3,29
Secretaria Do Tesouro...	—	1,10
South Africa (Republic of)...	—	1,05
India (Republic of) 7.18%	—	1,04
Mexico (United Mexican...	—	0,92
India (Republic of) 7.3%	—	0,90
South Africa (Republic of)...	—	0,90
China (People's Republic Of)...	—	0,88
Mexico (United Mexican...	—	0,88
South Africa (Republic of)...	—	0,83
% Primi 10 Titoli sul Patrimonio		11,80
Numero Complessivo di Titoli Azionari		0
Numero Complessivo di Titoli Obbligazionari		360

Fixed Income Sector Weightings %

Fondo	Fondo
Governativo	99,44
Societario	0,00
Cartolarizzazioni	0,00
Enti Locali	0,00
Liquidità ed equivalenti	0,57
Derivati	0,00
Coupon Range %	Fondo
0 coupon	4,04
Da 0 a 4 cedole	30,80
Da 4 a 6 cedole	16,70
Da 6 a 8 cedole	30,74
Da 8 a 10 cedole	14,55
Da 10 a 12 cedole	1,17
Oltre 12 cedole	2,00

Scadenze %

Fondo	Fondo
da 1 a 3	16,87
da 3 a 5	22,83
da 5 a 7	14,08
da 7 a 10	20,46
da 10 a 15	11,29
da 15 a 20	5,23
da 20 a 30	7,37
oltre 30	0,00

Anagrafica

Società di Gestione	BlackRock Asset Management Ireland Ltd	Patrimonio Classe (Mln)	1.285,11 GBP	Investimento Min. Ingresso	500.000 GBP
Telefono	-	(02/02/2026)	-	Investimento Min. Successivo	-
Web	www.blackrock.com	Domicilio	IRLANDA	T.E.R.	-
Data di Partenza	18/06/2020	Valuta del Fondo	GBP	Spese correnti	0,30%
Nome del Gestore	-	UCITS	Si	Commissione di incentivo	-
Data Inizio Gestione	-	Inc/Acc	Acc		
NAV (02/02/2026)	GBP 10,55	ISIN	IE00BM9G6X72		

iShares Emerging Markets Local Government Bond Index Fund (IE) Institutional Acc

Patrimonio Netto (Mln)

2.084,86 USD

GBP