

AQR Delphi Long-Short Equity UCITS Fund RAG1 Acc

Categoria Morningstar™

Alt - Long/Short azionario - altro

Benchmark Morningstar

Not Categorized
Usato nel Report

Benchmark Dichiarato

50% MSCI World 100% Hdq NR EUR, 50%
ICE BofA US 3M Trsy Bill TR USD

Morningstar Rating™

Senza rating

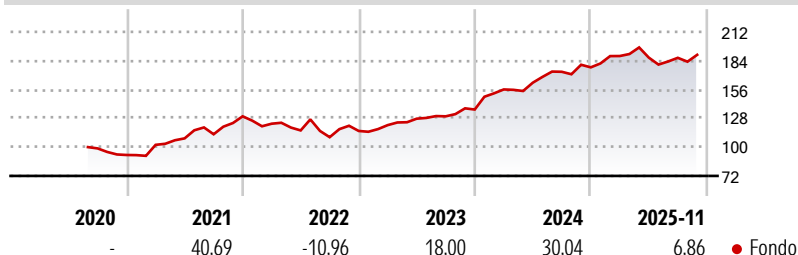
Obiettivo d'Investimento Dichiarato

The investment objective of the Fund is to provide investors with returns from potential gains from its long and short positions. The Fund seeks capital appreciation by investing on a long basis in attractively valued, high quality and low beta assets and on a short basis in expensive, low quality, and high beta assets, while following the approach. The Fund aims at targeting an average beta exposure of between 0.4 and 0.6 to a composite global equity market index, as defined for each Class of Shares in the table "Summary of Shares, Fees and Expenses" set out below (the "Benchmark"). There can be no assurance that the Fund will achieve its investment objective.

Misure di Rischio

| | | | |
|-------------------|---|-----------------|------|
| 3Y Alpha | - | 3Y Sharpe Ratio | 1,30 |
| 3Y Beta | - | 3Y Std Dev | 9,81 |
| 3Y R-Squared | - | 3Y Risk | - |
| 3Y Info Ratio | - | 5Y Risk | - |
| 3Y Tracking Error | - | 10Y Risk | - |

Rendimenti



Rend. Cumulati %


| | Fondo |
|----------------|-------|
| 3-Mesi | -1,45 |
| 6-Mesi | -2,53 |
| 1-Anno | 2,88 |
| 3-Anni Ann.ti | 15,34 |
| 5-Anni Ann.ti | 15,77 |
| 10-Anni Ann.ti | - |

Rendimenti aggiornati al 12/12/2025

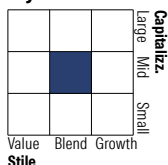
Rendimenti

| | Q1 | Q2 | Q3 | Q4 |
|----------------------|-------|-------|-------|-------|
| Trimestrali % | | | | |
| 2025 | 6,21 | -0,82 | -0,12 | - |
| 2024 | 14,32 | 4,18 | 6,53 | 2,49 |
| 2023 | 4,93 | 5,15 | 1,79 | 5,07 |
| 2022 | -5,52 | -5,33 | -5,66 | 5,52 |
| 2021 | 10,66 | 6,15 | 3,68 | 15,52 |

Portafoglio 31/03/2025



Style Box Azionaria

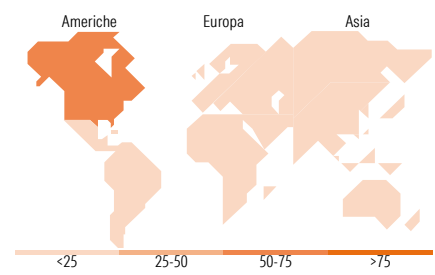


Mkt Cap %

| | Fondo |
|--------|-------|
| Giant | 3,08 |
| Large | 17,52 |
| Medium | 32,84 |
| Small | 26,71 |
| Micro | 19,85 |

Capitalizzazione media di mercato

| | Fondo |
|-----------------|----------|
| Ave Mkt Cap USD | 5,644,55 |



Titoli principali

| Nome | Settore | % |
|---|---------|-------|
| United States Treasury Bills | — | 5,61 |
| United States Treasury Bills | — | 5,47 |
| United States Treasury Bills | — | 4,73 |
| United States Treasury Bills | — | 4,57 |
| United States Treasury Bills | — | 4,00 |
| United States Treasury Bills | — | 3,76 |
| United States Treasury Bills | — | 3,67 |
| United States Treasury Bills | — | 3,21 |
| United States Treasury Bills | — | 3,19 |
| United States Treasury Bills | — | 2,84 |
| % Primi 10 Titoli sul Patrimonio | | 41,05 |
| Numero Complessivo di Titoli Azionari | | 3.820 |
| Numero Complessivo di Titoli Obbligazionari | | 26 |

Distribuzione Settoriale %

| | Fondo |
|-----------------------------|--------------|
| Ciclico | 32,96 |
| Materie Prime | 9,68 |
| Beni di Consumo Ciclici | 13,55 |
| Finanza | 8,22 |
| Immobiliare | 1,51 |
| Sensibile | 50,86 |
| Telecomunicazioni | 3,14 |
| Energia | 1,54 |
| Beni Industriali | 21,75 |
| Tecnologia | 24,43 |
| Difensivo | 16,18 |
| Beni Difensivi | 2,02 |
| Salute | 12,63 |
| Servizi di Pubblica Utilità | 1,53 |

Ripartizione Geografica %

| | Fondo |
|-------------------------------|--------------|
| America | 57,89 |
| Stati Uniti | 54,12 |
| Canada | 3,30 |
| America Latina e Centrale | 0,47 |
| Europa | 25,40 |
| Regno Unito | 4,58 |
| Europa Occidentale - Euro | 12,89 |
| Europa Occidentale - Non Euro | 7,92 |
| Europa dell'Est | 0,01 |
| Africa | 0,00 |
| Medio Oriente | 0,00 |
| Asia | 16,71 |
| Giappone | 13,72 |
| Australasia | 2,12 |
| Asia - Paesi Sviluppati | 0,83 |
| Asia - Emergente | 0,04 |

Anagrafica

| | | | | | |
|----------------------|----------------------------|-------------------------|--------------|------------------------------|------------|
| Società di Gestione | AQR Capital Management LLC | Patrimonio Classe (Mln) | 5,90 GBP | Investimento Min. Ingresso | 10.000 GBP |
| Telefono | 1 (203) 742-3600 | Domicilio | LUSSEMBURGO | Investimento Min. Successivo | - |
| Web | http://www.aqr.com/ | Valuta del Fondo | GBP | T.E.R. | 1,09% |
| Data di Partenza | 04/08/2020 | UCITS | Si | Spese correnti | 0,49% |
| Nome del Gestore | - | Inc/Acc | Acc | Commissione di incentivo | 20,00% |
| Data Inizio Gestione | 27/08/2018 | ISIN | LU2165869053 | | |
| NAV (12/12/2025) | GBP 186,20 | | | | |

AQR Delphi Long-Short Equity UCITS Fund RAG1 Acc

Patrimonio Netto (Mln) 703,32 USD

(31/03/2025)