

# Neuberger Berman Global Flexible Credit Income Fund EUR M Accumulating

**Categoria Morningstar™**  
**Class Hedged**  
 Global Flexible Credit Income EUR  
 Hedged

**Benchmark Morningstar**  
 Morningstar Global Core Bond GR Hedged  
 EUR  
 Usato nel Report

**Benchmark Dichiarato**  
 No benchmark

**Morningstar Rating™**  
 ★★★

## Obiettivo d'Investimento Dichiarato

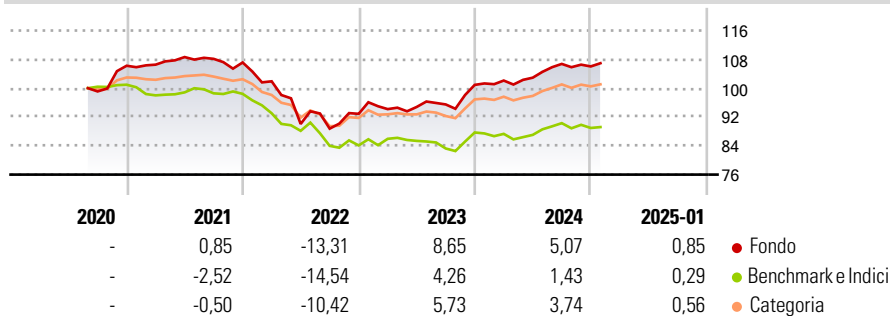
To seek to maximise total return from current income and long-term capital appreciation by investing in a diversified mix of global fixed rate and floating rate debt securities, including high income securities. The Portfolio seeks to achieve its investment objective primarily by investing in debt securities and money market instruments, including through the use of FDI, issued by governments and their agencies and corporations worldwide including within Emerging Markets. Securities will typically be dealt or traded on Recognised Markets globally without any particular focus on any one industrial sector. Securities may be rated investment grade or below by a Recognised Rating Agency.

## Misure di Rischio

3Y Alpha	3,29	3Y Sharpe Ratio	-0,17
3Y Beta	0,95	3Y Std Dev	7,92
3Y R-Squared	55,56	3Y Risk	+Med
3Y Info Ratio	0,65	5Y Risk	-
3Y Tracking Error	5,17	10Y Risk	-

Basati su Morningstar Global Core Bond GR Hedged EUR (dove applicabile)

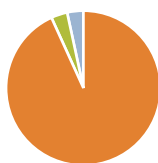
## Rendimenti



Rend. Cumulati %	Fondo	Bmk	Cat	Rendimenti Trimestrali %	Q1	Q2	Q3	Q4
3-Mesi	1,04	0,54	0,99	2025	-	-	-	-
6-Mesi	1,91	-0,14	1,31	2024	1,19	0,79	3,71	-0,66
1-Anno	5,76	2,51	3,82	2023	1,41	0,64	0,74	5,68
3-Anni Ann.ti	0,86	-2,24	-0,26	2022	-4,87	-11,63	-1,45	4,64
5-Anni Ann.ti	-	-	-	2021	0,28	1,98	-0,46	-0,93
10-Anni Ann.ti	-	-	-					

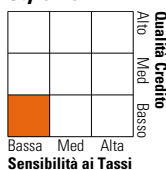
Rendimenti aggiornati al 04/02/2025

## Portafoglio 31/12/2024



Asset Allocation %	Netta
Azioni	0,00
Obbligazioni	93,21
Liquidità	3,40
Altro	3,39

## Fixed Income Style Box™



Fixed Income	Fondo
Duration Effettiva	3,46
Maturità effettiva	12,43
Qualità Credito Media	BB

Credit Quality %	Fond	Credit Quality %	Fond
AAA	8,85	BBB	18,64
AA	0,92	BB	27,98
A	4,18	B	29,59
		Below B	8,00
		Not Rated	1,84

## Titoli principali

Nome	Settore	%
F/C Us 5yr Note (Cbt) Mar25	-	13,01
F/C Us 10Yr Ultra Fut Mar25	-	6,18
F/C Us 10yr Note (Cbt)mar25	-	4,25
Mcafee Plk Pref Equity	-	1,32
% Primi 10 Titoli sul Patrimonio		24,76
Numero Complessivo di Titoli Azionari		0
Numero Complessivo di Titoli Obbligazionari		609

## Fixed Income Sector Weightings %

Settore	Fondo
🏛️ Governativo	10,83
🏢 Societario	71,72
🏠 Cartolarizzazioni	13,99
🏘️ Enti Locali	0,00
🏦 Liquidità ed equivalenti	1,89
📄 Derivati	1,57

## Coupon Range %

Coupon Range	Fondo
0 coupon	3,57
Da 0 a 4 cedole	9,40
Da 4 a 6 cedole	28,28
Da 6 a 8 cedole	36,95
Da 8 a 10 cedole	17,13
Da 10 a 12 cedole	2,47
Oltre 12 cedole	2,19

## Scadenze %

Scadenza	Fondo
da 1 a 3	7,18
da 3 a 5	25,15
da 5 a 7	20,08
da 7 a 10	12,66
da 10 a 15	11,24
da 15 a 20	2,88
da 20 a 30	5,13
oltre 30	2,93

## Anagrafica

Società di Gestione	Neuberger Berman Asset Management Ireland Limited	Patrimonio Classe (Mln)	1,70 EUR	Investimento Min. Ingresso	1.000 EUR
Telefono	-	Domicilio	IRLANDA	Investimento Min. Successivo	-
Web	-	Valuta del Fondo	EUR	T.E.R.	2,11%
Data di Partenza	13/08/2020	UCITS	Si	Spese correnti	2,11%
Nome del Gestore	-	Inc/Acc	Acc	Commissione di incentivo	-
Data Inizio Gestione	01/06/2020	ISIN	IE00BKPV6Z45		
NAV (04/02/2025)	EUR 10,65				

# Neuberger Berman Global Flexible Credit Income Fund EUR M Accumulating

Patrimonio Netto (Mln)

499,12 USD

**Class - Hedged**

---