

Neuberger Berman Global Flexible Credit Income Fund USD A Accumulating Class

Categoria Morningstar™

Global Flexible Bond - USD Hedged

Benchmark Morningstar

Morningstar Global Core Bond GR Hedged

USD

Usato nel Report

Benchmark Dichiarato

ICE BofA Gbl HY Constnd TR HUSD

Morningstar Rating™

★★★★

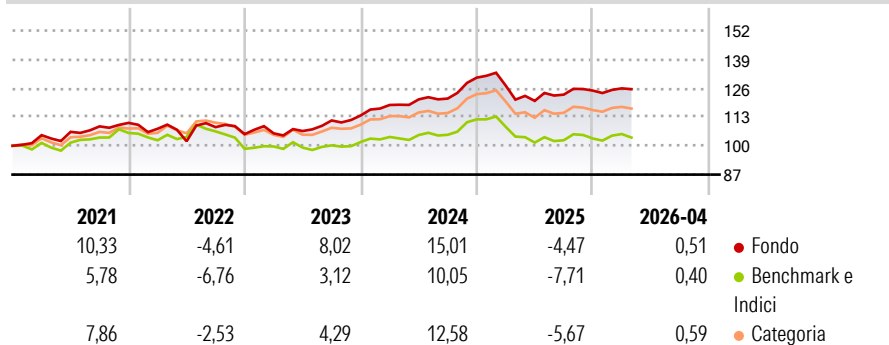
Obiettivo d'Investimento Dichiarato

To seek to maximise total return from current income and long-term capital appreciation by investing in a diversified mix of global fixed rate and floating rate debt securities, including high income securities. The Portfolio seeks to achieve its investment objective primarily by investing in debt securities and money market instruments, including through the use of FDI, issued by governments and their agencies and corporations worldwide including within Emerging Markets. Securities will typically be dealt or traded on Recognised Markets globally without any particular focus on any one industrial sector. Securities may be rated investment grade or below by a Recognised Rating Agency.

Misure di Rischio

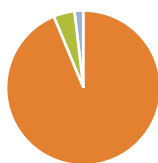
| | | | |
|-------------------|-------|-----------------|------|
| 3Y Alpha | 4,21 | 3Y Sharpe Ratio | 0,54 |
| 3Y Beta | 0,81 | 3Y Std Dev | 6,24 |
| 3Y R-Squared | 67,81 | 3Y Risk | Med |
| 3Y Info Ratio | 1,94 | 5Y Risk | +Med |
| 3Y Tracking Error | 2,39 | 10Y Risk | - |

Basati su Morningstar Global Core Bond GR Hedged USD (dove applicabile)

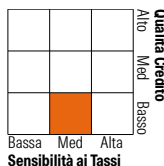
Rendimenti


| Rend. Cumulati % | Fondo | Bmk | Cat | Rendimenti Trimestrali % | Q1 | Q2 | Q3 | Q4 |
|------------------|-------|-------|-------|--------------------------|-------|-------|------|-------|
| 3-Mesi | 0,61 | 0,52 | 0,43 | 2026 | 0,81 | - | - | - |
| 6-Mesi | 0,32 | -1,09 | -0,30 | 2025 | -2,75 | -5,43 | 2,35 | 1,48 |
| 1-Anno | 2,84 | -0,65 | 1,41 | 2024 | 4,16 | 2,13 | 0,30 | 7,78 |
| 3-Anni Ann.ti | 6,25 | 1,72 | 3,74 | 2023 | 0,35 | 0,98 | 4,48 | 2,03 |
| 5-Anni Ann.ti | 4,09 | 1,04 | 2,92 | 2022 | -2,40 | -5,25 | 6,25 | -2,93 |
| 10-Anni Ann.ti | - | - | - | | | | | |

Rendimenti aggiornati al 08/05/2026

Portafoglio 31/03/2026


| Asset Allocation % | Netta |
|--------------------|-------|
| ● Azioni | 0,00 |
| ● Obbligazioni | 93,72 |
| ● Liquidità | 4,40 |
| ● Altro | 1,87 |

Fixed Income Style
Box™


Duration Effettiva 3,53

Maturity effettiva 12,19

Qualità Credito Media BB

| Credit Quality % | Fond | Credit Quality % | Fond |
|------------------|------|------------------|-------|
| AAA | 7,70 | BBB | 15,30 |
| AA | 0,54 | BB | 39,79 |
| A | 2,06 | B | 25,55 |
| | | Below B | 6,13 |
| | | Not Rated | 2,93 |

Titoli principali

| Nome | Settore | % |
|---|---------|-------|
| F/C Us 5yr Note (Cbt) Jun26 | - | 13,10 |
| F/C Us 2yr Note (Cbt) Jun26 | - | 6,37 |
| Ultra 10 Year US Treasury... | - | 4,23 |
| F/C Us 10yr Note (Cbt) Jun26 | - | 2,15 |
| % Primi 10 Titoli sul Patrimonio | | 25,85 |
| Numero Complessivo di Titoli Azionari | | 0 |
| Numero Complessivo di Titoli Obbligazionari | | 937 |

Fixed Income Sector Weightings %

| | Fondo |
|----------------------------|-------|
| 🏛️ Governativo | 14,56 |
| 🏢 Societario | 71,20 |
| 🏠 Cartolarizzazioni | 9,59 |
| 🏘️ Enti Locali | 0,00 |
| 🏦 Liquidità ed equivalenti | 3,92 |
| 📄 Derivati | 0,73 |

Coupon Range %

| | Fondo |
|-------------------|-------|
| 0 coupon | 4,77 |
| Da 0 a 4 cedole | 4,60 |
| Da 4 a 6 cedole | 28,79 |
| Da 6 a 8 cedole | 48,22 |
| Da 8 a 10 cedole | 11,73 |
| Da 10 a 12 cedole | 1,20 |
| Oltre 12 cedole | 0,68 |

Scadenze %

| | Fondo |
|------------|-------|
| da 1 a 3 | 8,24 |
| da 3 a 5 | 25,07 |
| da 5 a 7 | 26,45 |
| da 7 a 10 | 14,79 |
| da 10 a 15 | 8,94 |
| da 15 a 20 | 1,85 |
| da 20 a 30 | 6,16 |
| oltre 30 | 2,68 |

Anagrafica

| | | | | | |
|----------------------|---|-------------------------|-------------|------------------------------|-----------|
| Società di Gestione | Neuberger Berman Asset Management Ireland Limited | Patrimonio Classe (Mln) | 51,44 USD | Investimento Min. Ingresso | 1.000 USD |
| Telefono | - | (08/05/2026) | | Investimento Min. Successivo | - |
| Web | - | Domicilio | IRLANDA | T.E.R. | 1,30% |
| Data di Partenza | 16/09/2020 | Valuta del Fondo | USD | Spese correnti | 1,30% |
| Nome del Gestore | - | UCITS | Si | Commissione di incentivo | - |
| Data Inizio Gestione | 01/06/2020 | Inc/Acc | Acc | | |
| NAV (08/05/2026) | USD 12,81 | ISIN | IE00BKP6V07 | | |

Neuberger Berman Global Flexible Credit Income Fund USD A Accumulating Class

Patrimonio Netto (Mln) 733,14 USD

(31/03/2026)