

AZ Fund 1 - AZ Allocation - Trend A-AZ YEN non H C

Categoria Morningstar™

Bilanciati Aggressivi EUR

Benchmark Morningstar

Morningstar Euro Aggressive Global Target

Allocation NR EUR

Usato nel Report

Benchmark Dichiarato

No benchmark

Morningstar Rating™

★★★

Obiettivo d'Investimento Dichiarato

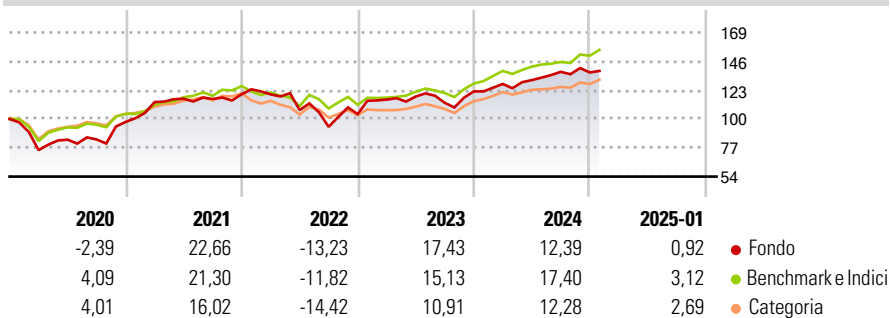
The investment target of the Sub-fund is to achieve long-term capital growth. The Sub-fund aims to achieve its investment objective by actively managing a portfolio primarily made up of equity and equity-related securities issued by companies worldwide. Equity exposure is actively managed and depends on, among other factors, the overall valuation of the equity markets. The lower and more opportunistic the assessment of the overall value of equity markets, the higher the net exposure of the Sub-fund to equities, and vice versa. The Investment Manager is constantly analysing the universe of equity markets in order to identify investments with an attractive growth potential and valuation. Depending on the availability of investment...

Misure di Rischio

| | | | |
|-------------------|-------|-----------------|-------|
| 3Y Alpha | -5,38 | 3Y Sharpe Ratio | 0,17 |
| 3Y Beta | 1,28 | 3Y Std Dev | 16,20 |
| 3Y R-Squared | 77,71 | 3Y Risk | Alto |
| 3Y Info Ratio | -0,55 | 5Y Risk | Alto |
| 3Y Tracking Error | 8,20 | 10Y Risk | - |

Basati su Morningstar Euro Aggressive Global Target Allocation NR EUR (dove applicabile)

Rendimenti



Rend. Cumulati %

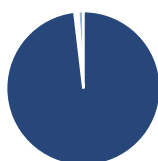
| | Fondo | Bmk | Cat |
|----------------|-------|-------|-------|
| 3-Mesi | 1,34 | 6,95 | 5,28 |
| 6-Mesi | 6,02 | 11,73 | 7,84 |
| 1-Anno | 10,89 | 17,76 | 14,58 |
| 3-Anni Ann.ti | 3,41 | 8,84 | 5,27 |
| 5-Anni Ann.ti | 7,08 | 8,81 | 5,99 |
| 10-Anni Ann.ti | - | - | - |

Rendimenti aggiornati al 03/02/2025

Rendimenti

| | Q1 | Q2 | Q3 | Q4 |
|---------------|-------|--------|--------|-------|
| Trimestrali % | | | | |
| 2025 | - | - | - | - |
| 2024 | 4,88 | 2,39 | 5,05 | -0,38 |
| 2023 | 11,15 | 2,10 | -4,21 | 8,03 |
| 2022 | -0,09 | -10,41 | -12,54 | 10,83 |
| 2021 | 16,25 | 2,35 | -0,19 | 3,29 |

Portafoglio 31/12/2024

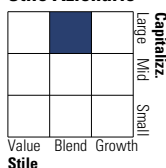


Asset Allocation %

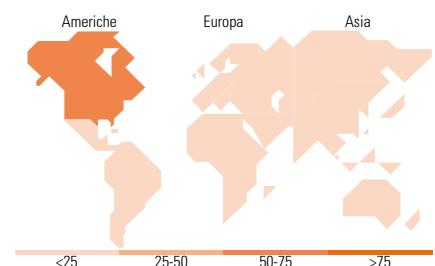
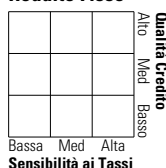
| | |
|----------------|-------|
| ● Azioni | 98,12 |
| ● Obbligazioni | 0,41 |
| ● Liquidità | 0,34 |
| ● Altro | 1,12 |

Morningstar Style Box®

Stile Azionario



Reddito Fisso



Titoli principali

| Nome | Settore | % |
|---|---------|-------|
| E-mini S&P 500 Future Mar 25 | — | 10,82 |
| Call On Euro Stoxx 50 Feb25 | — | 6,80 |
| Apple Inc | 📱 | 4,88 |
| E-mini S&P MidCap 400 Future... | — | 4,78 |
| Microsoft Corp | 💻 | 4,37 |
| Hang Seng Index Future Jan 25 | — | 4,17 |
| NVIDIA Corp | 📺 | 4,05 |
| E-mini S&P 500 Future Mar 25 | — | 3,79 |
| Alphabet Inc Class A | 📱 | 2,50 |
| Amazon.com Inc | 📦 | 2,47 |
| % Primi 10 Titoli sul Patrimonio | | 48,61 |
| Numero Complessivo di Titoli Azionari | | 157 |
| Numero Complessivo di Titoli Obbligazionari | | 2 |

Distribuzione Settoriale %

| | Fondo |
|--------------|-------|
| 🔄 Ciclico | 25,97 |
| 📈 Sensibile | 50,58 |
| 🛡️ Difensivo | 23,45 |

Fixed Income Sector Weightings %

| | Fondo |
|----------------------------|---------|
| 🏛️ Governativo | 11,46 |
| ⚙️ Societario | 44,18 |
| 🏠 Cartolarizzazioni | 0,00 |
| 🏘️ Enti Locali | 0,00 |
| 📄 Liquidità ed equivalenti | 225,02 |
| 📄 Derivati | -180,65 |

Ripartizione Geografica %

| | Fondo |
|-------------------------------|--------------|
| America | 68,18 |
| Stati Uniti | 66,09 |
| Canada | 2,01 |
| America Latina e Centrale | 0,09 |
| Europa | 26,40 |
| Regno Unito | 5,74 |
| Europa Occidentale - Euro | 16,35 |
| Europa Occidentale - Non Euro | 4,11 |
| Europa dell'Est | 0,00 |
| Africa | 0,01 |
| Medio Oriente | 0,19 |
| Asia | 5,41 |
| Giappone | 3,99 |
| Australasia | 0,74 |
| Asia - Paesi Sviluppati | 0,13 |
| Asia - Emergente | 0,55 |

Anagrafica

| | | | | | |
|----------------------|-------------------------|-------------------------|-------------|------------------------------|-------------|
| Società di Gestione | Azimet Investments S.A. | Patrimonio Classe (Mln) | 0,41 JPY | Investimento Min. Ingresso | 200.000 JPY |
| Telefono | +352 22 99992216 | (03/02/2025) | | Investimento Min. Successivo | 60.000 JPY |
| Web | www.azfund.it | Domicilio | LUSSEMBURGO | T.E.R. | - |
| Data di Partenza | 18/12/2020 | Valuta del Fondo | JPY | Spese correnti | 3,29% |
| Nome del Gestore | - | UCITS | Si | Commissione di incentivo | - |
| Data Inizio Gestione | 14/04/2023 | Inc/Acc | Acc | | |

AZ Fund 1 - AZ Allocation - Trend A-AZ YEN non H C

| | | | |
|------------------------|--------------|------|--------------|
| NAV (03/02/2025) | JPY 885,91 | ISIN | LU2168563844 |
| Patrimonio Netto (Mln) | 2.568,34 EUR | | |

(31/12/2024)