

# European Specialist Investment Funds - M&G Total Return Credit Investment

Categoria Morningstar™

Fund Class O.EUR Inc

Hedged

Benchmark Morningstar

Morningstar Global Core Bond GR Hedged

EUR

Usato nel Report

Benchmark Dichiarato

Euribor 1 Month EUR

Morningstar Rating™

★★★★★

## Obiettivo d'Investimento Dichiarato

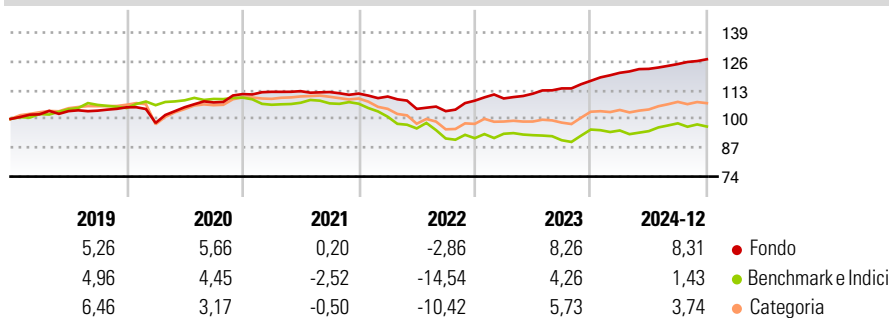
The Fund aims to provide a total return (the combination of income and capital growth) of the Benchmark plus 3-5% (gross of fees per annum), over any five-year period. The Fund invests at least 70% of its Net Asset Value in corporate and government bonds, cash and cash equivalents, Asset-Backed Securities and preference shares denominated in any currency. The Fund may invest a significant portion of its assets in Asset-Backed Securities. Issuers of these securities may be located in any country, including emerging markets. At least 75% of the Fund's assets will be denominated in EUR or hedged back to EUR. The Fund may invest in Convertible Bonds including up to 20% of its Net Asset Value in Contingent Convertible Debt Securities.

## Misure di Rischio

3Y Alpha	3,46	3Y Sharpe Ratio	0,59
3Y Beta	0,23	3Y Std Dev	3,94
3Y R-Squared	14,70	3Y Risk	-Med
3Y Info Ratio	1,34	5Y Risk	-Med
3Y Tracking Error	5,80	10Y Risk	-Med

Basati su Morningstar Global Core Bond GR Hedged EUR (dove applicabile)


## Rendimenti



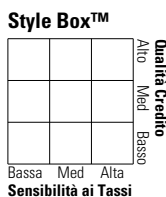
Rend. Cumulati %	Fondo	Bmk	Cat	Rendimenti	Q1	Q2	Q3	Q4
3-Mesi	1,59	-0,35	-0,16	2025	-	-	-	-
6-Mesi	3,50	1,29	1,93	2024	3,09	1,47	1,78	1,73
1-Anno	8,11	2,64	4,24	2023	0,91	1,96	2,15	3,00
3-Anni Ann.ti	4,75	-2,90	-0,58	2022	-1,20	-5,07	-0,96	4,57
5-Anni Ann.ti	3,85	-1,77	-0,01	2021	0,92	0,26	-0,34	-0,62
10-Anni Ann.ti	3,06	-0,15	0,71					

Rendimenti aggiornati al 21/01/2025

## Portafoglio 31/12/2024



## Fixed Income Style Box™



Duration Effettiva  
Maturità effettiva  
Qualità Credito Media

## Credit Quality %

Fond Credit Quality % Fond

0 0

## Titoli principali

Nome	Settore	%
HSBC Global Liq Euro...	—	1,80
BlackRock ICS Euro Liq Prem...	—	1,80
MS Liquidity Fds Euro Lqdy...	—	1,80
JPM EUR Iqdy LVNAV Ins (TO...	—	1,80
Stt Strt EUR Lqudy LVNAV...	—	1,80
Germany (Federal Republic Of)	—	1,51
Germany (Federal Republic Of)	—	1,48
International Bank for...	—	1,06
Germany (Federal Republic Of)	—	1,00
France (Republic Of)	—	0,98
% Primi 10 Titoli sul Patrimonio		15,05
Numero Complessivo di Titoli Azionari		2
Numero Complessivo di Titoli Obbligazionari		482

## Fixed Income Sector Weightings %

Settore	Fondo
Governativo	9,15
Societario	45,21
Cartolarizzazioni	12,97
Enti Locali	0,00
Liquidità ed equivalenti	32,68
Derivati	0,00
Coupon Range %	Fondo
0 coupon	2,97
Da 0 a 4 cedole	41,60
Da 4 a 6 cedole	34,59
Da 6 a 8 cedole	14,92
Da 8 a 10 cedole	4,47
Da 10 a 12 cedole	1,43
Oltre 12 cedole	0,02

## Scadenze %

Scadenza	Fondo
da 1 a 3	17,42
da 3 a 5	27,55
da 5 a 7	19,67
da 7 a 10	17,78
da 10 a 15	3,42
da 15 a 20	2,54
da 20 a 30	2,64
oltre 30	5,76

## Anagrafica

Società di Gestione	M&G Luxembourg S.A.	Patrimonio Classe (Mln)	0,01 EUR	Investimento Min. Ingresso	-
Telefono	-	(04/11/2024)	-	Investimento Min. Successivo	-
Web	www.mandg.com	Domicilio	LUSSEMBURGO	T.E.R.	0,52%
Data di Partenza	11/09/2020	Valuta del Fondo	EUR	Spese correnti	0,52%
Nome del Gestore	-	UCITS	Si	Commissione di incentivo	-
Data Inizio Gestione	04/03/2013	Inc/Acc	Inc		
NAV (21/01/2025)	EUR 106,89	ISIN	LU2063237528		
Patrimonio Netto (Mln)	4.480,46 EUR				

(31/12/2024)