

# European Specialist Investment Funds - M&G Total Return Credit Investment

Categoria Morningstar™

Fund Class OI EUR Inc

Hedged

Benchmark Morningstar

Benchmark Morningstar Global Core Bond GR Hedged

EUR

Usato nel Report

Benchmark Dichiarato

Euribor 1 Month EUR

Morningstar Rating™

★★★★★

## Obiettivo d'Investimento Dichiarato

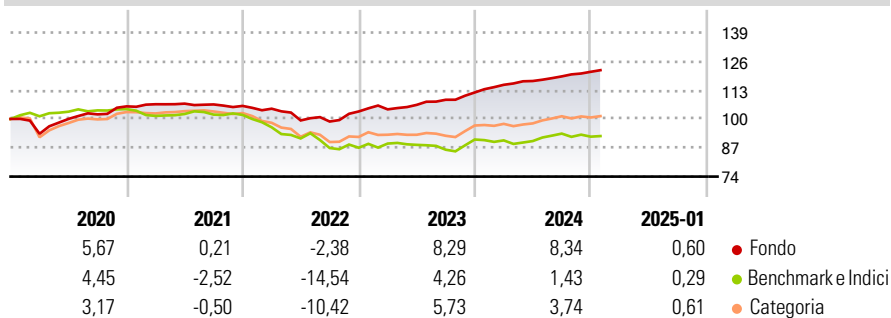
The Fund aims to provide a total return (the combination of income and capital growth) of the Benchmark plus 3-5% (gross of fees per annum), over any five-year period. The Fund invests at least 70% of its Net Asset Value in corporate and government bonds, cash and cash equivalents, Asset-Backed Securities and preference shares denominated in any currency. The Fund may invest a significant portion of its assets in Asset-Backed Securities. Issuers of these securities may be located in any country, including emerging markets. At least 75% of the Fund's assets will be denominated in EUR or hedged back to EUR. The Fund may invest in Convertible Bonds including up to 20% of its Net Asset Value in Contingent Convertible Debt Securities.

## Misure di Rischio

3Y Alpha	3,91	3Y Sharpe Ratio	0,74
3Y Beta	0,24	3Y Std Dev	3,90
3Y R-Squared	15,30	3Y Risk	-Med
3Y Info Ratio	1,35	5Y Risk	-Med
3Y Tracking Error	5,73	10Y Risk	-Med

Basati su Morningstar Global Core Bond GR Hedged EUR (dove applicabile)


## Rendimenti



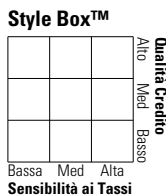
Rend. Cumulati %	Fondo	Bmk	Cat	Rendimenti	Q1	Q2	Q3	Q4
3-Mesi	1,52	0,71	1,20	Trimestrali %				
6-Mesi	3,91	0,51	1,89	2025	-	-	-	-
1-Anno	7,55	2,99	4,44	2024	3,10	1,49	1,78	1,74
3-Anni Ann.ti	5,30	-2,18	-0,12	2023	0,92	1,96	2,16	3,01
5-Anni Ann.ti	4,04	-1,82	-0,11	2022	-1,19	-5,07	-0,49	4,58
10-Anni Ann.ti	3,07	-0,09	0,55	2021	0,92	0,26	-0,35	-0,62

Rendimenti aggiornati al 07/02/2025

## Portafoglio 31/01/2025



## Fixed Income Style Box™



Duration Effettiva

Maturità effettiva

Qualità Credito Media

Fondo

Credit Quality %

Fond

Credit Quality %

Fond

0

0

## Titoli principali

Nome	Settore	%
Credit Agricole Cib	—	3,40
Mizuho International Plc	—	3,06
MS Liquidity Fds Euro Lqdy...	—	1,81
BlackRock ICS Euro Liq Prem...	—	1,81
JPM EUR Iqdy LVNAV Ins (TO...	—	1,81
Stt Strt EUR Lqdy LVNAV...	—	1,81
HSBC Global Liq Euro...	—	1,74
Germany (Federal Republic Of)	—	1,50
Germany (Federal Republic Of)	—	1,48
International Bank for...	—	1,23
% Primi 10 Titoli sul Patrimonio		19,66
Numero Complessivo di Titoli Azionari		3
Numero Complessivo di Titoli Obbligazionari		487

## Fixed Income Sector Weightings %

	Fondo
Governativo	8,70
Societario	49,67
Cartolarizzazioni	13,83
Enti Locali	0,00
Liquidità ed equivalenti	27,80
Derivati	0,00
Coupon Range %	Fondo
0 coupon	2,78
Da 0 a 4 cedole	41,69
Da 4 a 6 cedole	36,21
Da 6 a 8 cedole	13,89
Da 8 a 10 cedole	3,99
Da 10 a 12 cedole	1,43
Oltre 12 cedole	0,02

## Scadenze %

	Fondo
da 1 a 3	16,58
da 3 a 5	28,99
da 5 a 7	20,27
da 7 a 10	17,39
da 10 a 15	2,81
da 15 a 20	2,68
da 20 a 30	2,38
oltre 30	5,69

## Anagrafica

Società di Gestione	M&G Luxembourg S.A.	Patrimonio Classe (Mln)	312,52 EUR	Investimento Min. Ingresso	-
Telefono	-	(07/02/2025)	-	Investimento Min. Successivo	-
Web	www.mandg.com	Domicilio	LUSSEMBURGO	T.E.R.	0,48%
Data di Partenza	11/09/2020	Valuta del Fondo	EUR	Spese correnti	0,48%
Nome del Gestore	-	UCITS	Si	Commissione di incentivo	-
Data Inizio Gestione	04/03/2013	Inc/Acc	Inc		
NAV (07/02/2025)	EUR 107,25	ISIN	LU2063237874		
Patrimonio Netto (Mln)	4.646,99 EUR				

(31/01/2025)