

# JPMorgan Investment Funds - Global Income ESG Fund C (acc) EUR

## Categoria Morningstar™

Bilanciati Moderati EUR

## Benchmark Morningstar

Morningstar Euro Moderate Global Target  
Allocation NR EUR  
Usato nel Report

## Benchmark Dichiarato

35% MSCI World 100% Hdg NR EUR, 40%  
Bloomberg US HY 2% Issuer Cap TR Hdg  
EUR, 25% Bloomberg Global Credit TR Hdg  
EUR

## Morningstar Rating™

★★★

### Obiettivo d'Investimento Dichiarato

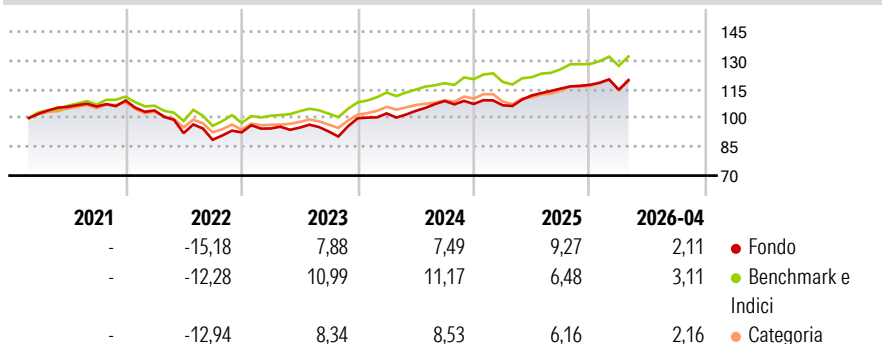
To provide regular income by investing primarily in a portfolio of income generating securities with positive E/S characteristics globally and through the use of derivatives. Securities with positive E/S characteristics from issuers are those that the Investment Manager believes show effective governance and superior management of environmental and/or social issues (sustainable characteristics). Multi-asset approach, leveraging specialists from around JPMorgan Asset Management's global investment platform, with a focus on risk-adjusted income. Flexible implementation of the managers' allocation views at asset class and regional level. Seeks to provide the majority of its returns through securities with positive E/S characteristics by...

### Misure di Rischio

3Y Alpha	-1,55	3Y Sharpe Ratio	0,66
3Y Beta	1,07	3Y Std Dev	7,43
3Y R-Squared	82,92	3Y Risk	Med
3Y Info Ratio	-0,42	5Y Risk	+Med
3Y Tracking Error	3,10	10Y Risk	-

Basati su Morningstar Euro Moderate Global Target Allocation NR EUR (dove applicabile)


### Rendimenti




Rend. Cumulati %	Fondo	Bmk	Cat	Rendimenti Trimestrali %	Q1	Q2	Q3	Q4
3-Mesi	2,04	2,49	2,49	2026	-2,20	-	-	-
6-Mesi	5,02	5,09	4,89	2025	-0,65	4,81	3,21	1,68
1-Anno	12,28	12,49	12,53	2024	2,55	1,28	5,00	-1,44
3-Anni Ann.ti	8,33	9,51	8,44	2023	2,17	0,44	-2,10	7,39
5-Anni Ann.ti	2,91	5,01	3,37	2022	-4,73	-11,37	-3,77	4,40
10-Anni Ann.ti	-	-	-					

Rendimenti aggiornati al 08/05/2026

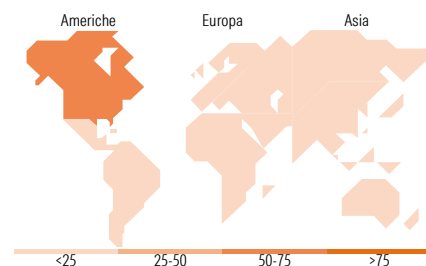

### Portafoglio 31/03/2026



### Morningstar Style Box®



### Reddito Fisso



### Titoli principali

Nome	Settore	%
JPM USD Liquidity LVNAV X...	-	2,37
United States Treasury Notes...	-	1,84
CCO Holdings, LLC/ CCO...	-	1,37
Taiwan Semiconductor...	☑	1,22
Microsoft Corp	☑	0,91
Cohorent Corp 5%	-	0,71
Entegris Inc 5.95%	-	0,68
Wrangler Holdco Corp. 6.625%	-	0,61
Broadcom Inc	☑	0,60
ASML Holding NV	☑	0,60
% Primi 10 Titoli sul Patrimonio		10,91
Numero Complessivo di Titoli Azionari		449
Numero Complessivo di Titoli Obbligazionari		417

### Distribuzione Settoriale %

	Fondo
🔄 Ciclico	44,24
📈 Sensibile	35,40
🛡️ Difensivo	20,36

### Fixed Income Sector Weightings %

	Fondo
🏛️ Governativo	2,60
🏢 Societario	90,91
🏠 Cartolarizzazioni	0,00
🏘️ Enti Locali	0,00
🏦 Liquidità ed equivalenti	5,42
📄 Derivati	1,07

### Ripartizione Geografica %

	Fondo
<b>America</b>	<b>52,44</b>
Stati Uniti	46,96
Canada	3,46
America Latina e Centrale	2,02
<b>Europa</b>	<b>31,85</b>
Regno Unito	7,52
Europa Occidentale - Euro	16,65
Europa Occidentale - Non Euro	6,50
Europa dell'Est	0,00
Africa	0,84
Medio Oriente	0,34
<b>Asia</b>	<b>15,71</b>
Giappone	4,29
Australasia	0,92
Asia - Paesi Sviluppati	7,15
Asia - Emergente	3,35

### Anagrafica

Società di Gestione	JPMorgan Asset Management (Europe) S.à r.l.	Patrimonio Classe (Mln)	0,06 EUR	Investimento Min. Ingresso	10.000.000 EUR
		(08/05/2026)		Investimento Min. Successivo	1.000 EUR
		Domicilio	LUSSEMBURGO	T.E.R.	0,75%
Telefono	+352 34 101	Valuta del Fondo	EUR	Spese correnti	0,75%
		UCITS	Si	Commissione di incentivo	-
		Inc/Acc	Acc		

# JPMorgan Investment Funds - Global Income ESG Fund C (acc) EUR

Web	<a href="http://www.jpmorganassetmanagement.com">http://www.jpmorganassetmanagement.com</a>	ISIN	LU2279690163
Data di Partenza	22/02/2021		
Nome del Gestore	Michael Schoenhaut		
Data Inizio Gestione	22/02/2021		
NAV (08/05/2026)	EUR 119,32		
Patrimonio Netto (Mln)	77,59 EUR		
(31/03/2026)			