

UBAM - Global High Yield Solution Extended Duration IC USD Accumulated

Categoria Morningstar™

Obbligazionari Globali High Yield

Benchmark Morningstar

Morningstar Global High-Yield Bond GR

USD

Usato nel Report

Benchmark Dichiarato

Not Benchmarked

Morningstar Rating™

★★★★★

Obiettivo d'Investimento Dichiarato

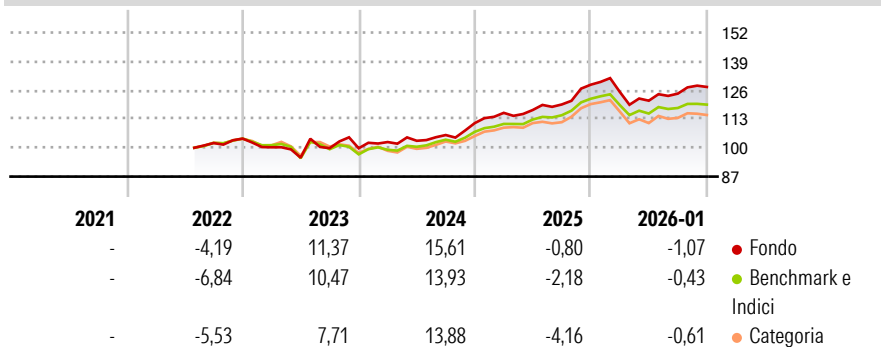
Sub-Fund actively managed denominated in USD which invests its net assets primarily in securities denominated in this currency. At any time, this Sub-Fund invests a majority of its net assets in bonds and other debt securities. This Sub-Fund will have nominal net exposure of between 80% and 120% to High Yield products via the use of CDS (Credit Default Swaps) within the framework of effective management of the portfolio. Its interest rate exposure (duration) will be between 2.5 and 5.5 years. The Sub-Fund may invest in bonds issued under any law, including securities issued under the regulations known as REG S or 144A, in respect of the investment strategy of the Sub-Fund.

Misure di Rischio

3Y Alpha	0,29	3Y Sharpe Ratio	0,65
3Y Beta	1,18	3Y Std Dev	6,62
3Y R-Squared	86,62	3Y Risk	Alto
3Y Info Ratio	0,45	5Y Risk	-
3Y Tracking Error	2,43	10Y Risk	-

Basati su Morningstar Global High-Yield Bond GR USD (dove applicabile)

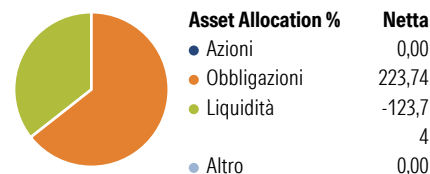
Rendimenti



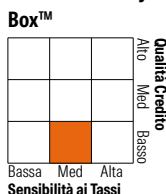
Rend. Cumulati %	Fondo	Bmk	Cat	Rendimenti Trimestrali %	Q1	Q2	Q3	Q4
3-Mesi	0,20	-0,07	-0,59	2026	-	-	-	-
6-Mesi	3,34	2,03	1,51	2025	-2,53	-3,18	2,63	2,42
1-Anno	-1,70	-3,33	-5,72	2024	4,17	1,11	2,13	7,46
3-Anni Ann.ti	7,30	6,00	4,84	2023	2,82	0,56	2,50	5,08
5-Anni Ann.ti	-	-	-	2022	-3,77	-4,68	4,50	-0,05
10-Anni Ann.ti	-	-	-					

Rendimenti aggiornati al 02/02/2026

Portafoglio 31/10/2025



Fixed Income Style Box™



Sensibilità ai Tassi

Fondo







Credit Quality %

	o		o
AAA	0,00	BBB	3,37
AA	0,00	BB	53,25
A	0,00	B	29,17
		Below B	12,59
		Not Rated	1,63

Titoli principali

Nome	Settore	%
United States Treasury Notes...	—	12,35
United States Treasury Notes...	—	12,23
United States Treasury Notes...	—	11,62
United States Treasury Notes...	—	11,54
United States Treasury Notes...	—	8,58
United States Treasury Notes...	—	7,40
United States Treasury Notes...	—	6,66
United States Treasury Notes...	—	3,52
United States Treasury Notes...	—	3,48
United States Treasury Notes...	—	3,43
% Primi 10 Titoli sul Patrimonio		80,80
Numero Complessivo di Titoli Azionari		0
Numero Complessivo di Titoli Obbligazionari		29

Fixed Income Sector Weightings %

 Governativo	103,27
 Societario	0,00
 Cartolarizzazioni	0,00
 Enti Locali	0,00
 Liquidità ed equivalenti	-123,74
 Derivati	120,47

Coupon Range %

0 coupon	0,00
Da 0 a 4 cedole	0,00
Da 4 a 6 cedole	0,00
Da 6 a 8 cedole	0,00
Da 8 a 10 cedole	0,00
Da 10 a 12 cedole	0,00
Oltre 12 cedole	0,00

Scadenze %

da 1 a 3	0,00
da 3 a 5	38,90
da 5 a 7	53,11
da 7 a 10	0,00
da 10 a 15	0,40
da 15 a 20	0,00
da 20 a 30	0,00
oltre 30	0,00

Anagrafica

Società di Gestione	UBP Asset Management (Europe) S.A.	Patrimonio Classe (Mln)	267,45 USD	Investimento Min. Ingresso	-
Telefono	-	(02/02/2026)	-	Investimento Min. Successivo	-
Web	www.ubp.com	Domicilio	LUSSEMBURGO	T.E.R.	0,65%
Data di Partenza	12/07/2021	Valuta del Fondo	USD	Spese correnti	0,64%
Nome del Gestore	-	UCITS	Si	Commissione di incentivo	-
Data Inizio Gestione	12/07/2021	Inc/Acc	Acc		
NAV (02/02/2026)	USD 126,75	ISIN	LU2051741416		
Patrimonio Netto (Mln)	1.378,88 USD				

(31/10/2025)