

# PIMCO GIS ESG Income Fund E EUR Hedged Acc

## Categoria Morningstar™

Obbligazionari Flessibili Globali - EUR Hedged

## Benchmark Morningstar

Morningstar Global Core Bond GR Hedged EUR  
Usato nel Report

## Benchmark Dichiarato

Bloomberg US Agg Bond TR USD

## Morningstar Rating™

★★

### Obiettivo d'Investimento Dichiarato

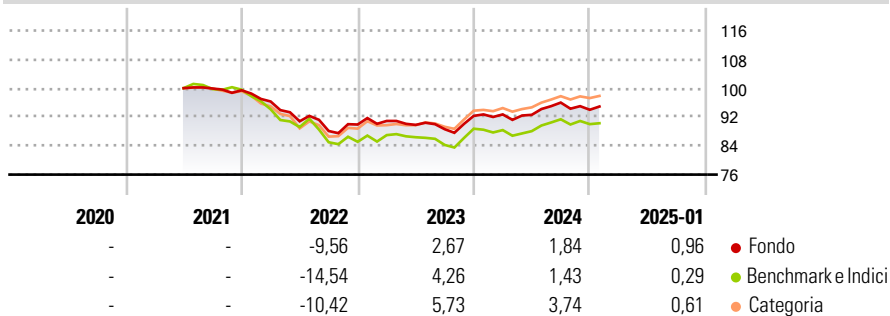
The investment objective of the Fund is to seek high current income, consistent with prudent investment management and sustainable investing (by explicitly integrating environmental, social and governance ("ESG") factors into the investment process as further outlined herein). Long-term capital appreciation is a secondary objective. The Fund invests at least two-thirds of its assets in a diversified portfolio of Fixed Income Instruments of varying maturities. The Fund will seek to maintain a high level of dividend income by investing in a broad array of fixed income sectors which in the Investment Advisor's view typically generate elevated levels of income.

### Misure di Rischio

3Y Alpha	0,38	3Y Sharpe Ratio	-0,66
3Y Beta	0,79	3Y Std Dev	5,37
3Y R-Squared	85,05	3Y Risk	Med
3Y Info Ratio	0,59	5Y Risk	-
3Y Tracking Error	2,37	10Y Risk	-

Basati su Morningstar Global Core Bond GR Hedged EUR (dove applicabile)

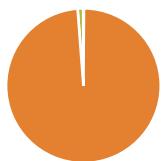
### Rendimenti



Rend. Cumulati %	Fondo	Bmk	Cat	Rendimenti Trimestrali %	Q1	Q2	Q3	Q4
3-Mesi	0,53	0,71	1,20	2025	-	-	-	-
6-Mesi	0,74	0,51	1,89	2024	0,43	-0,11	3,67	-2,08
1-Anno	3,15	2,99	4,44	2023	1,11	-1,21	-1,34	4,18
3-Anni Ann.ti	-0,83	-2,18	-0,12	2022	-3,12	-5,71	-2,97	2,04
5-Anni Ann.ti	-	-	-	2021	-	-	-0,10	-0,50
10-Anni Ann.ti	-	-	-					

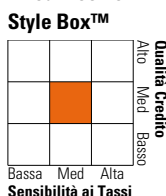
Rendimenti aggiornati al 07/02/2025

### Portafoglio 31/12/2024



Asset Allocation %	Netta
● Azioni	0,11
● Obbligazioni	101,02
● Liquidità	-1,18
● Altro	0,05

### Fixed Income Style Box™



	Fondo
Duration Effettiva	3,75
Maturità effettiva	5,21
Qualità Credito Media	BBB

Credit Quality %	Fond	Credit Quality %	Fond
AAA	62,79	BBB	14,12
AA	5,27	BB	6,13
A	8,19	B	1,27
		Below B	2,23
		Not Rated	0,00

### Titoli principali

Nome	Settore	%
2 Year Treasury Note Future...	—	19,98
10 Year Treasury Note Future...	—	10,54
Federal Home Loan Mortgage...	—	5,96
Federal Home Loan Mortgage...	—	5,36
Federal Home Loan Mortgage...	—	3,32
Federal Home Loan Mortgage...	—	2,01
Federal Home Loan Mortgage...	—	1,88
United States Treasury Notes...	—	1,70
United States Treasury Notes...	—	1,54
United States Treasury Notes...	—	1,51
% Primi 10 Titoli sul Patrimonio		53,80
Numero Complessivo di Titoli Azionari		2
Numero Complessivo di Titoli Obbligazionari		588

### Fixed Income Sector Weightings %

	Fondo
🏛️ Governativo	17,55
🏢 Societario	30,52
🏠 Cartolarizzazioni	52,07
🏠 Enti Locali	0,00
🏠 Liquidità ed equivalenti	-0,79
📄 Derivati	0,66

### Coupon Range %

	Fondo
0 coupon	0,00
Da 0 a 4 cedole	36,01
Da 4 a 6 cedole	52,50
Da 6 a 8 cedole	10,20
Da 8 a 10 cedole	1,16
Da 10 a 12 cedole	0,13
Oltre 12 cedole	0,00

### Scadenze %

	Fondo
da 1 a 3	11,31
da 3 a 5	12,82
da 5 a 7	6,15
da 7 a 10	14,58
da 10 a 15	6,83
da 15 a 20	1,10
da 20 a 30	23,25
oltre 30	2,57

### Anagrafica

Società di Gestione	PIMCO Global Advisors (Ireland) Limited	Patrimonio Classe (Mln)	6,89 EUR	Investimento Min. Ingresso	1.000 USD
Telefono	+353 1 4752211	Domicilio	IRLANDA	Investimento Min. Successivo	-
Web	www.pimco.com	Valuta del Fondo	EUR	T.E.R.	1,49%
Data di Partenza	25/06/2021	UCITS	Si	Spese correnti	1,49%
Nome del Gestore	Joshua Anderson	Inc/Acc	Acc	Commissione di incentivo	-
Data Inizio Gestione	29/04/2021	ISIN	IE000XOK9474		
NAV (07/02/2025)	EUR 9,51				
Patrimonio Netto (Mln)	359,15 USD				

(31/12/2024)