

Invesco Funds - Invesco Global High Yield Fund C Monthly Distribution-1 USD

Categoria Morningstar™

Obbligazionari Globali High Yield

Benchmark Morningstar

Morningstar Global High-Yield Bond GR

USD

Usato nel Report

Benchmark Dichiarato

Bloomberg Global HY Corp TR USD

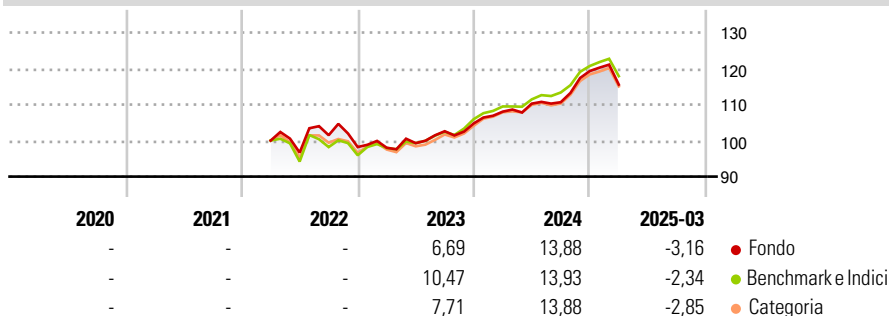
Morningstar Rating™

★★★

Obiettivo d'Investimento Dichiarato

The Fund aims to achieve a high level of income together with long term capital growth, while maintaining a lower carbon intensity than that of the Fund's benchmark. The Fund seeks to achieve its objective by investing primarily in global noninvestment grade debt securities (including emerging markets), most of which are issued by corporate issuers, and which meet the Fund's environmental, social and governance (ESG) criteria as further detailed below. Such securities are selected based on fundamental credit research, together with an assessment of risk to evaluate the relative attractiveness of an instrument. While the investment universe and mandate is global in nature, the US currently makes up a significant portion of the investment...

Rendimenti



Misure di Rischio

| | | | |
|-------------------|-------|-----------------|------|
| 3Y Alpha | -0,72 | 3Y Sharpe Ratio | 0,33 |
| 3Y Beta | 0,80 | 3Y Std Dev | 7,93 |
| 3Y R-Squared | 92,18 | 3Y Risk | Med |
| 3Y Info Ratio | -0,26 | 5Y Risk | - |
| 3Y Tracking Error | 2,74 | 10Y Risk | - |

Basati su Morningstar Global High-Yield Bond GR USD (dove applicabile)

Rend. Cumulati %

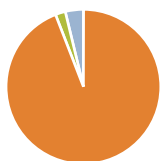
| | Fondo | Bmk | Cat |
|----------------|--------|-------|-------|
| 3-Mesi | -10,12 | -8,28 | -9,55 |
| 6-Mesi | -4,76 | -3,35 | -4,28 |
| 1-Anno | 0,13 | 2,31 | 0,00 |
| 3-Anni Ann.ti | 2,21 | 3,49 | 1,81 |
| 5-Anni Ann.ti | - | - | - |
| 10-Anni Ann.ti | - | - | - |

Rendimenti aggiornati al 17/04/2025

Rendimenti

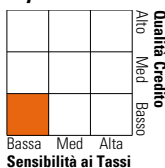
| | Q1 | Q2 | Q3 | Q4 |
|------|-------|-------|------|-------|
| 2025 | -3,16 | - | - | - |
| 2024 | 3,12 | 2,05 | 0,36 | 7,83 |
| 2023 | -0,19 | 1,30 | 3,33 | 2,12 |
| 2022 | - | -3,33 | 4,98 | -3,24 |
| 2021 | - | - | - | - |

Portafoglio 31/03/2025



| Asset Allocation % | Netta |
|--------------------|-------|
| ● Azioni | 0,04 |
| ● Obbligazioni | 94,08 |
| ● Liquidità | 2,10 |
| ● Altro | 3,78 |

Fixed Income Style Box™



| | Fondo |
|-----------------------|-------|
| Duration Effettiva | 3,50 |
| Maturità effettiva | - |
| Qualità Credito Media | BB |

| Credit Quality % | Fond | Credit Quality % | Fond |
|------------------|------|------------------|-------|
| AAA | 0,79 | BBB | 15,00 |
| AA | 0,40 | BB | 52,14 |
| A | 1,19 | B | 26,42 |
| | | Below B | 3,97 |
| | | Not Rated | 0,10 |

Titoli principali

| Nome | Settore | % |
|---|---------|-------|
| Invesco Mlt-Sect Crdt I EUR... | - | 4,25 |
| Aircastle Limited 5.25% | - | 1,24 |
| Bertelsmann SE & Co. KGaA 3.5% | - | 1,04 |
| Nesco Holdings Il... | - | 1,03 |
| Iqvia Inc 2.25% | - | 1,02 |
| New Gold, Inc. 6.875% | - | 1,01 |
| Jane Street Group LLC / JSG... | - | 0,99 |
| AAdvantage Loyalty IP Ltd/... | - | 0,99 |
| Venture Global LNG Inc. 9% | - | 0,94 |
| Avation Capital SA 8.25% | - | 0,91 |
| % Primi 10 Titoli sul Patrimonio | | 13,42 |
| Numero Complessivo di Titoli Azionari | | 4 |
| Numero Complessivo di Titoli Obbligazionari | | 223 |

Fixed Income Sector Weightings %

| | Fondo |
|----------------------------|-------|
| 🏛️ Governativo | 1,15 |
| ⚙️ Societario | 95,84 |
| 🏠 Cartolarizzazioni | 0,93 |
| 👥 Enti Locali | 0,00 |
| 🏦 Liquidità ed equivalenti | 2,76 |
| 📄 Derivati | -0,69 |

Coupon Range %

| | Fondo |
|-------------------|-------|
| 0 coupon | 0,82 |
| Da 0 a 4 cedole | 11,99 |
| Da 4 a 6 cedole | 29,56 |
| Da 6 a 8 cedole | 38,50 |
| Da 8 a 10 cedole | 17,55 |
| Da 10 a 12 cedole | 1,45 |
| Oltre 12 cedole | 0,14 |

Scadenze %

| | Fondo |
|------------|-------|
| da 1 a 3 | 12,30 |
| da 3 a 5 | 33,02 |
| da 5 a 7 | 30,41 |
| da 7 a 10 | 13,90 |
| da 10 a 15 | 0,27 |
| da 15 a 20 | 0,28 |
| da 20 a 30 | 4,56 |
| oltre 30 | 3,26 |

Anagrafica

| | | | | | |
|----------------------|---------------------------|-------------------------|--------------|------------------------------|---------------|
| Società di Gestione | Invesco Management S.A. | Patrimonio Classe (Mln) | 0,00 USD | Investimento Min. Ingresso | 1.000.000 USD |
| Telefono | (+353) 1 4398100 | (17/04/2025) | | Investimento Min. Successivo | - |
| Web | www.invescomanagement.com | Domicilio | LUSSEMBURGO | T.E.R. | 1,01% |
| | company.lu | Valuta del Fondo | USD | Spese correnti | 1,01% |
| Data di Partenza | 02/03/2022 | UCITS | Si | Commissione di incentivo | - |
| Nome del Gestore | - | Inc/Acc | Inc | | |
| Data Inizio Gestione | 30/10/2020 | ISIN | LU2437760155 | | |
| NAV (17/04/2025) | USD 8,95 | | | | |

Invesco Funds - Invesco Global High Yield Fund C Monthly Distribution-1 USD

Patrimonio Netto (Mln) 146,02 USD

(31/03/2025)