

QSF - Quaestio Global Diversified Fund IV Class I EUR Inc

Categoria Morningstar™

Bilanciati Prudenti EUR - Globali

Benchmark Morningstar

Morningstar Euro Cautious Global Target

Allocation NR EUR

Usato nel Report

Benchmark Dichiarato

JPM Cash Euro Currency 1M+ 3.5%

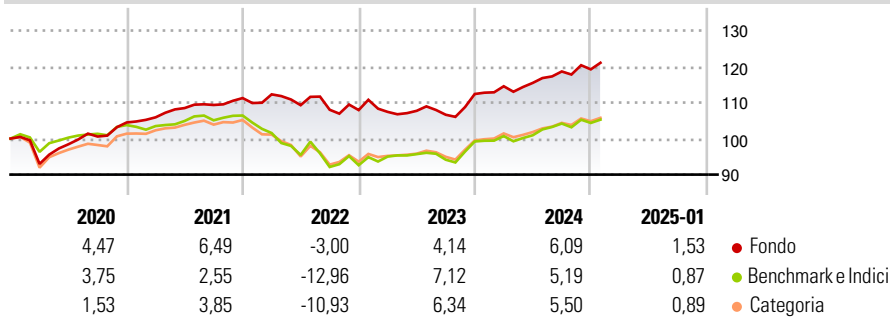
Morningstar Rating™

★★★★★

Obiettivo d'Investimento Dichiarato

The objective of the Sub-Fund is to seek long-term capital appreciation by investing in a portfolio of equities and fixed income securities. The Sub-Fund seeks to outperform the following index: • J.P. Morgan Cash Index Euro Currency 1 Month (Bloomberg code JPCAUE1M) + 3.5% (the "Benchmark") The Sub-Fund is actively managed in reference to the Benchmark. The Sub-Fund Investment Manager has significant discretion over the composition of its portfolio (in terms of constituents and allocation). The Sub-Fund's investments may then deviate significantly from the Benchmark that has been chosen because of its alignment with the investment universe of the Sub-Fund. The Sub-Fund's performance can be compared to this Benchmark.

Rendimenti



Misure di Rischio

| | | | |
|-------------------|-------|-----------------|------|
| 3Y Alpha | 2,23 | 3Y Sharpe Ratio | 0,20 |
| 3Y Beta | 0,63 | 3Y Std Dev | 5,28 |
| 3Y R-Squared | 58,86 | 3Y Risk | Med |
| 3Y Info Ratio | 0,74 | 5Y Risk | -Med |
| 3Y Tracking Error | 4,06 | 10Y Risk | - |

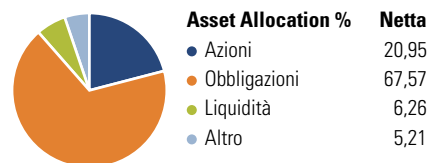
Basati su Morningstar Euro Cautious Global Target Allocation NR EUR (dove applicabile)

| Rend. Cumulati % | Fondo | Bmk | Cat |
|------------------|-------|------|------|
| 3-Mesi | 2,77 | 2,13 | 2,44 |
| 6-Mesi | 3,63 | 2,92 | 3,68 |
| 1-Anno | 7,37 | 6,10 | 7,05 |
| 3-Anni Ann.ti | 3,28 | 0,70 | 1,33 |
| 5-Anni Ann.ti | 3,80 | 0,78 | 1,43 |
| 10-Anni Ann.ti | - | - | - |

Rendimenti aggiornati al 31/01/2025

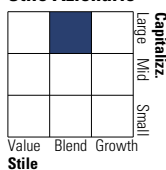
| Rendimenti Trimestrali % | Q1 | Q2 | Q3 | Q4 |
|--------------------------|-------|-------|-------|-------|
| 2025 | - | - | - | - |
| 2024 | 1,91 | 0,81 | 2,75 | 0,50 |
| 2023 | -0,47 | 0,28 | -1,01 | 5,40 |
| 2022 | 0,93 | -2,68 | -1,16 | -0,08 |
| 2021 | 1,38 | 2,43 | 0,79 | 1,75 |

Portafoglio 31/12/2024

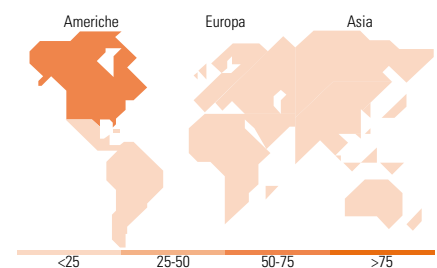


Morningstar Style Box®

Stile Azionario



Reddito Fisso



Titoli principali

| Nome | Settore | % |
|---|---------|-------|
| L&G ESG EM Government Bd USD... | - | 5,75 |
| Spain (Kingdom of) 3.5% | - | 3,64 |
| Xtrackers S&P 500 EW ETF 1C | - | 3,14 |
| European Union 3% | - | 2,84 |
| Italy (Republic Of) 4.35% | - | 2,58 |
| iShares Physical Gold ETC | - | 2,42 |
| France (Republic Of) 0% | - | 2,19 |
| Spain (Kingdom of) 3.45% | - | 2,08 |
| Italy (Republic Of) 3.2% | - | 1,27 |
| Twelve Cat Bond SI2 EUR Acc | - | 1,13 |
| % Primi 10 Titoli sul Patrimonio | | 27,03 |
| Numero Complessivo di Titoli Azionari | | 1.237 |
| Numero Complessivo di Titoli Obbligazionari | | 1.713 |

Distribuzione Settoriale %

| | Fondo |
|-----------|-------|
| Ciclico | 35,25 |
| Sensibile | 45,92 |
| Difensivo | 18,83 |

Fixed Income Sector Weightings %

| | Fondo |
|--------------------------|-------|
| Governativo | 48,73 |
| Societario | 39,05 |
| Cartolarizzazioni | 7,40 |
| Enti Locali | 0,01 |
| Liquidità ed equivalenti | 8,41 |
| Derivati | -3,60 |

Ripartizione Geografica %

| | Fondo |
|-------------------------------|--------------|
| America | 60,40 |
| Stati Uniti | 59,26 |
| Canada | 1,10 |
| America Latina e Centrale | 0,05 |
| Europa | 18,97 |
| Regno Unito | 3,52 |
| Europa Occidentale - Euro | 7,73 |
| Europa Occidentale - Non Euro | 3,15 |
| Europa dell'Est | 4,41 |
| Africa | 0,01 |
| Medio Oriente | 0,15 |
| Asia | 20,62 |
| Giappone | 8,97 |
| Australasia | 1,25 |
| Asia - Paesi Sviluppati | 4,01 |
| Asia - Emergente | 6,39 |

Anagrafica

| | | | | | |
|----------------------|----------------------------|-------------------------|-------------|------------------------------|-------|
| Società di Gestione | Quaestio Capital SGR S.p.A | Patrimonio Classe (Mln) | 51,48 EUR | Investimento Min. Ingresso | - |
| Telefono | - | (31/01/2025) | - | Investimento Min. Successivo | - |
| Web | - | Domicilio | LUSSEMBURGO | T.E.R. | - |
| Data di Partenza | 03/02/2017 | Valuta del Fondo | EUR | Spese correnti | 0,54% |
| Nome del Gestore | - | UCITS | Si | Commissione di incentivo | - |
| Data Inizio Gestione | 01/11/2019 | Inc/Acc | Inc | | |

QSF - Quaestio Global Diversified Fund IV Class I EUR Inc

| | | | |
|------------------------|--------------|------|--------------|
| NAV (31/01/2025) | EUR 1.110,80 | ISIN | LU1323433810 |
| Patrimonio Netto (Mln) | 104,94 EUR | | |

(31/12/2024)