

# BA<sup>3</sup> Strategic Investment SICAV - BA<sup>3</sup> Robeco Crescita Sostenibile B EUR

**Categoria Morningstar™**

Bilanciati Moderati EUR

**Benchmark Morningstar**

Morningstar Euro Moderate Global Target

Allocation NR EUR

Usato nel Report

**Benchmark Dichiarato**

N/A

**Morningstar Rating™**

★★★

## Obiettivo d'Investimento Dichiarato

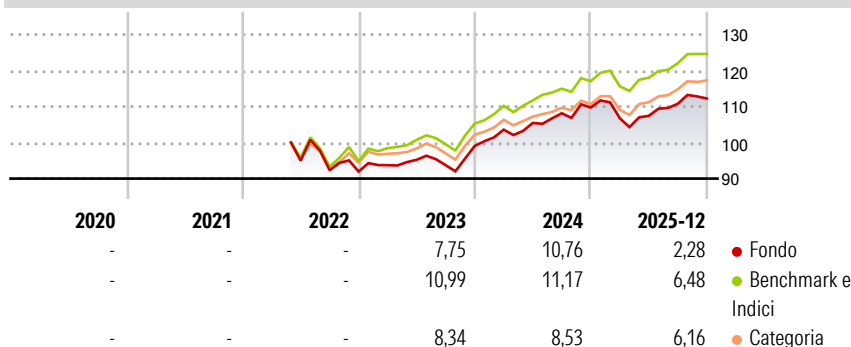
The Sub-Fund is actively managed. The objective of the Sub-Fund is to gain exposure to global equity and fixed income markets by mainly investing through UCITS including ETFs with focus on environmental, social and governance (ESG) factors with a best in class approach of the underlying investments. The Sub-Fund strives for financial return, while taking into account sustainability criteria. The asset allocation strategy is subject to the investment restrictions and a limit on ex-ante volatility. At the same time the Sub-Fund is promoting certain ESG (i.e. Environmental, Social and corporate Governance) characteristics and integrating sustainability risks in the investment process. Sustainability means striving to achieve economic...

## Misure di Rischio

3Y Alpha	-2,41	3Y Sharpe Ratio	0,64
3Y Beta	0,99	3Y Std Dev	6,10
3Y R-Squared	90,10	3Y Risk	Med
3Y Info Ratio	-1,39	5Y Risk	-
3Y Tracking Error	1,91	10Y Risk	-

Basati su Morningstar Euro Moderate Global Target Allocation NR EUR (dove applicabile)

## Rendimenti




Rend. Cumulati %	Fondo	Bmk	Cat
3-Mesi	0,65	1,28	1,72
6-Mesi	4,82	5,20	6,07
1-Anno	3,13	6,19	6,74
3-Anni Ann.ti	6,41	8,58	7,38
5-Anni Ann.ti	-	-	-
10-Anni Ann.ti	-	-	-

Rendimenti aggiornati al 28/01/2026

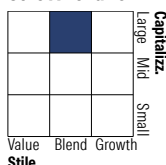
Rendimenti	Q1	Q2	Q3	Q4
Trimestrali %				
2026	-	-	-	-
2025	-2,69	0,60	3,14	1,30
2024	4,56	1,81	2,54	1,47
2023	1,94	1,60	-1,59	5,71
2022	-	-	-2,82	-0,39

## Portafoglio 31/12/2025

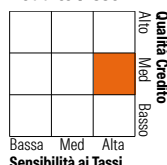


## Morningstar Style Box®

### Stile Azionario



### Reddito Fisso



## Titoli principali

Nome	Settore	%
Robeco QI GIB SDG & Clmt Bt...	—	17,62
Robeco Sustainable Global...	—	12,92
Robeco Global Green Bonds ZH...	—	12,17
Robeco Euro Government Bonds...	—	6,60
Robeco QI Global Dynamic Dur...	—	4,99
Robeco Sustainable EM Stars...	—	4,84
Robeco Climate Global...	—	1,79
Robeco Euro SDG Credits Z EUR	—	1,73
Robeco Global SDG Credits ZH...	—	1,64
Invesco Physical Gold ETC	—	1,61
% Primi 10 Titoli sul Patrimonio		65,90
Numero Complessivo di Titoli Azionari		162
Numero Complessivo di Titoli Obbligazionari		7

## Distribuzione Settoriale %

	Fondo
Ciclico	31,73
Sensibile	52,91
Difensivo	15,36

## Fixed Income Sector Weightings %

	Fondo
Governativo	66,88
Societario	26,92
Cartolarizzazioni	5,45
Enti Locali	0,00
Liquidità ed equivalenti	1,43
Derivati	-0,67

## Ripartizione Geografica %

	Fondo
<b>America</b>	<b>64,20</b>
Stati Uniti	60,20
Canada	1,66
America Latina e Centrale	2,35
<b>Europa</b>	<b>17,60</b>
Regno Unito	5,20
Europa Occidentale - Euro	9,03
Europa Occidentale - Non Euro	2,20
Europa dell'Est	0,39
Africa	0,60
Medio Oriente	0,19
<b>Asia</b>	<b>18,20</b>
Giappone	4,18
Australasia	0,45
Asia - Paesi Sviluppati	6,53
Asia - Emergente	7,03

## Anagrafica

Società di Gestione	Banca Aletti et C. (Suisse)	Patrimonio Classe (Mln)	3,80 EUR	Investimento Min. Ingresso	-
	SA	(28/01/2026)		Investimento Min. Successivo	-
Telefono	-	Domicilio	LUSSEMBURGO	T.E.R.	-
Web	-	Valuta del Fondo	EUR	Spese correnti	1,13%
Data di Partenza	30/05/2022	UCITS	Si	Commissione di incentivo	-
Nome del Gestore	-	Inc/Acc	Acc		
Data Inizio Gestione	-	ISIN	LU2421409587		

# BA<sup>3</sup> Strategic Investment SICAV - BA<sup>3</sup> Robeco Crescita Sostenibile B EUR

NAV (28/01/2026)	EUR 113,96
Patrimonio Netto (Mln)	35,91 EUR
(31/12/2025)	