

# Fineco AM Advisory 9 Target III Class L EUR Accumulation

**Categoria Morningstar™**

Bilanciati Altro

**Benchmark Morningstar**

Not Categorized  
Usato nel Report

**Benchmark Dichiarato**

Not Benchmarked

**Morningstar Rating™**

Senza rating

**Obiettivo d'Investimento Dichiarato**

The Fund is being structured as a Fund giving a return to investors at the Target Date. The Fund is organised in a manner that it has two separate investment objectives for different time periods in the Fund's life as follows, and as explained in detail in each sub-section below: 1. During the Subscription Period, the objective of the Fund will be to seek to provide capital appreciation whilst maintaining liquidity for the Fund; and 2. Following the Subscription Period the investment objective of the Fund is to achieve long-term capital appreciation.

**Misure di Rischio**

|                   |   |                 |      |
|-------------------|---|-----------------|------|
| 3Y Alpha          | - | 3Y Sharpe Ratio | 0,68 |
| 3Y Beta           | - | 3Y Std Dev      | 9,42 |
| 3Y R-Squared      | - | 3Y Risk         | -    |
| 3Y Info Ratio     | - | 5Y Risk         | -    |
| 3Y Tracking Error | - | 10Y Risk        | -    |


**Rendimenti**



| Rend. Cumulati % | Fondo | Rendimenti           | Q1    | Q2   | Q3    | Q4   |
|------------------|-------|----------------------|-------|------|-------|------|
| 3-Mesi           | 2,64  | <b>Trimestrali %</b> |       |      |       |      |
| 6-Mesi           | 9,61  | 2026                 | -     | -    | -     | -    |
| 1-Anno           | 4,36  | 2025                 | -6,17 | 1,28 | 7,15  | 3,33 |
| 3-Anni Ann.ti    | 9,43  | 2024                 | 8,07  | 3,59 | 0,43  | 4,53 |
| 5-Anni Ann.ti    | -     | 2023                 | -0,14 | 1,98 | -0,41 | 3,95 |
| 10-Anni Ann.ti   | -     | 2022                 | -     | -    | -0,63 | 0,11 |

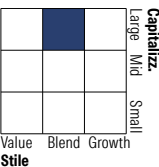
Rendimenti aggiornati al 10/02/2026

**Portafoglio 31/01/2026**

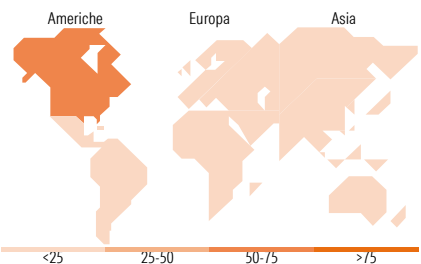
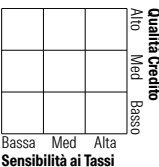


**Morningstar Style Box®**

**Stile Azionario**



**Reddito Fisso**



**Titoli principali**

| Nome  | Settore | %     |
|---|---------|-------|
| Fineco AM Smart Factors US J...             | —       | 16,60 |
| North American Sust STARS Eq...             | —       | 15,66 |
| BlackRock Advantage US Eq D...              | —       | 13,06 |
| Emerging Markets Equity FAM...              | —       | 10,74 |
| Smart Factors Europe FAM L...               | —       | 6,82  |
| M&G North American Value FAM...             | —       | 6,04  |
| M&G (Lux) Japan LI EUR Acc                  | —       | 5,78  |
| US Equity Value FAM I Acc                   | —       | 5,12  |
| JPM US Select Equity I2...                  | —       | 4,35  |
| BlackRock Advtg Asia ex Jpn...              | —       | 3,66  |
| % Primi 10 Titoli sul Patrimonio            |         | 87,83 |
| Numero Complessivo di Titoli Azionari       |         | 0     |
| Numero Complessivo di Titoli Obbligazionari |         | 0     |

**Distribuzione Settoriale %**

|           | Fondo |
|-----------|-------|
| Ciclico   | 32,63 |
| Sensibile | 51,24 |
| Difensivo | 16,13 |

**Fixed Income Sector Weightings %**

|                          | Fondo |
|--------------------------|-------|
| Governativo              | 0,00  |
| Societario               | 0,12  |
| Cartolarizzazioni        | 0,00  |
| Enti Locali              | 0,00  |
| Liquidità ed equivalenti | 97,70 |
| Derivati                 | 2,17  |

**Ripartizione Geografica %**

|                               | Fondo        |
|-------------------------------|--------------|
| <b>America</b>                | <b>66,81</b> |
| Stati Uniti                   | 64,22        |
| Canada                        | 0,49         |
| America Latina e Centrale     | 2,10         |
| <b>Europa</b>                 | <b>12,15</b> |
| Regno Unito                   | 2,56         |
| Europa Occidentale - Euro     | 6,87         |
| Europa Occidentale - Non Euro | 1,98         |
| Europa dell'Est               | 0,09         |
| Africa                        | 0,51         |
| Medio Oriente                 | 0,15         |
| <b>Asia</b>                   | <b>21,04</b> |
| Giappone                      | 6,93         |
| Australasia                   | 0,06         |
| Asia - Paesi Sviluppati       | 6,21         |
| Asia - Emergente              | 7,84         |

**Anagrafica**

|                        |                         |                         |              |                              |       |
|------------------------|-------------------------|-------------------------|--------------|------------------------------|-------|
| Società di Gestione    | Fineco Asset Management | Patrimonio Classe (Mln) | 14,25 EUR    | Investimento Min. Ingresso   | -     |
|                        | DAC                     | (10/02/2026)            |              | Investimento Min. Successivo | -     |
| Telefono               | -                       | Domicilio               | IRLANDA      | T.E.R.                       | -     |
| Web                    | -                       | Valuta del Fondo        | EUR          | Spese correnti               | 2,82% |
| Data di Partenza       | 07/06/2022              | UCITS                   | Si           | Commissione di incentivo     | -     |
| Nome del Gestore       | -                       | Inc/Acc                 | Acc          |                              |       |
| Data Inizio Gestione   | -                       | ISIN                    | IE000MEH4Y82 |                              |       |
| NAV (10/02/2026)       | EUR 132,55              |                         |              |                              |       |
| Patrimonio Netto (Mln) | 14,24 EUR               |                         |              |                              |       |
| (31/01/2026)           |                         |                         |              |                              |       |