

Neuberger Berman Asia Responsible Transition Bond Fund USD I4 Accumulating

Categoria Morningstar™
Class Asia

Benchmark Morningstar

Morningstar Asia USD Broad Market Bond JPM Asia Credit TR USD

GR USD

Usato nel Report

Benchmark Dichiarato

JPM Asia Credit TR USD

Morningstar Rating™

★★★★

Obiettivo d'Investimento Dichiarato

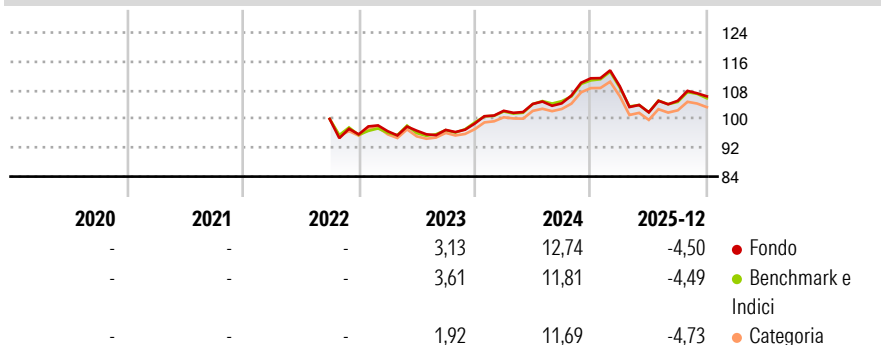
The Portfolio aims to achieve a target average return of 1-1.5% over the Benchmark before fees over a market cycle (typically 3 years) by primarily investing in Hard Currency-denominated debt issued in Asian countries. Investors should note that the target return is not guaranteed over a market cycle, a 12-month or any period and the Portfolio's capital is at risk. Investors should also note that, over the course of a market cycle, there may be significant periods of time during which the performance of the Portfolio will deviate from the targeted return and the Portfolio may experience periods of negative return. There can be no guarantee that the Portfolio will ultimately achieve its investment objective.

Misure di Rischio

3Y Alpha	0,14	3Y Sharpe Ratio	0,12
3Y Beta	0,99	3Y Std Dev	6,47
3Y R-Squared	91,97	3Y Risk	Med
3Y Info Ratio	0,09	5Y Risk	-
3Y Tracking Error	1,37	10Y Risk	-

Basati su Morningstar Asia USD Broad Market Bond GR USD (dove applicabile)


Rendimenti



Rend. Cumulati %	Fondo	Bmk	Cat	Rendimenti Trimestrali %	Q1	Q2	Q3	Q4
3-Mesi	1,84	0,96	1,29	2026	-	-	-	-
6-Mesi	5,46	4,22	4,34	2025	-1,98	-6,65	3,16	1,18
1-Anno	-3,33	-3,65	-3,95	2024	3,59	1,86	0,15	6,67
3-Anni Ann.ti	3,71	3,58	2,86	2023	0,92	0,15	0,22	1,81
5-Anni Ann.ti	-	-	-	2022	-	-	-	-4,28
10-Anni Ann.ti	-	-	-					

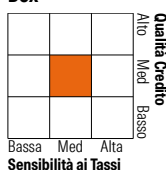
Rendimenti aggiornati al 16/01/2026

Portafoglio 30/11/2025



Fixed Income Style

Box™



Sensibilità ai Tassi

Fondo

Credit Quality %

Fond

Credit Quality %

Fond

	Fond		Fond
AAA	3,29	BBB	28,95
AA	6,60	BB	18,22
A	26,63	B	4,81
		Below B	2,71
		Not Rated	8,79

Titoli principali

Nome	Settore	%
F/C Us Ultra Bond Cbt Mar26	—	6,73
F/C Us 2yr Note (Cbt) Mar26	—	6,16
Philippines (Republic Of)	—	2,96
Indonesia (Republic of)	—	2,10
Standard Chartered PLC	—	2,05
MTR Corporation (C.I.) Limited	—	2,00
Cfamc IV Co Ltd.	—	1,64
Dua Capital Limited	—	1,52
Oversea-Chinese Banking Corp...	—	1,51
% Primi 10 Titoli sul Patrimonio		26,67
Numero Complessivo di Titoli Azionari		0
Numero Complessivo di Titoli Obbligazionari		112

Fixed Income Sector Weightings %

Fondo

■ Governativo	19,42
■ Societario	75,17
■ Cartolarizzazioni	1,33
■ Enti Locali	0,00
■ Liquidità ed equivalenti	4,03
■ Derivati	0,04

Coupon Range %

Fondo

0 coupon	0,00
Da 0 a 4 cedole	27,05
Da 4 a 6 cedole	44,66
Da 6 a 8 cedole	19,50
Da 8 a 10 cedole	6,65
Da 10 a 12 cedole	2,14
Oltre 12 cedole	0,00

Scadenze %

Fondo

da 1 a 3	14,27
da 3 a 5	29,93
da 5 a 7	15,11
da 7 a 10	21,62
da 10 a 15	5,99
da 15 a 20	1,33
da 20 a 30	5,61
oltre 30	0,70

Anagrafica

Società di Gestione	Neuberger Berman Asset Management Ireland Limited	Patrimonio Classe (Mln)	0,04 USD	Investimento Min. Ingresso	150.000.000 USD
Telefono	-	(16/01/2026)		Investimento Min. Successivo	-
Web	-	Domicilio	IRLANDA	T.E.R.	0,51%
Data di Partenza	23/09/2022	Valuta del Fondo	USD	Spese correnti	0,51%
Nome del Gestore	-	UCITS	Si	Commissione di incentivo	-
Data Inizio Gestione	30/06/2015	Inc/Acc	Acc		
NAV (16/01/2026)	USD 12,58	ISIN	IE000D2XZZ12		

Neuberger Berman Asia Responsible Transition Bond Fund USD I4 Accumulating

Patrimonio Netto (Mln)

30,53 USD

Class
