

# Wellington Multi-Sector Credit Fund USD D M2 DisU

## Categoria Morningstar™

Obbligazionari Globali High Yield

## Benchmark Morningstar

Morningstar Global High-Yield Bond GR

USD

Usato nel Report

## Benchmark Dichiarato

N/A

## Morningstar Rating™

Senza rating

### Obiettivo d'Investimento Dichiarato

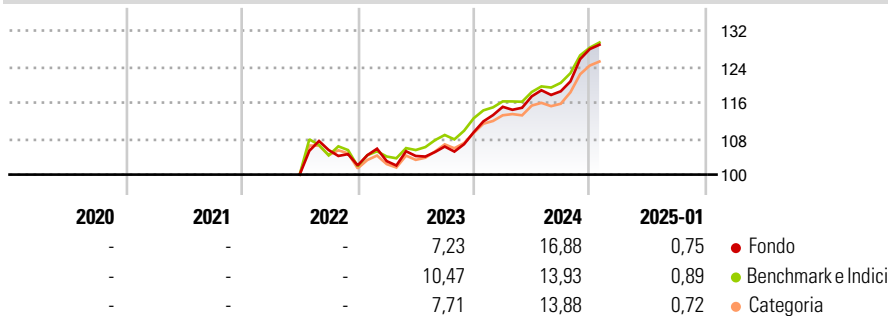
The investment objective of the Fund is to seek long term total returns. The Fund will invest primarily in high-yielding sectors of the credit market including emerging market debt, high yield debt, and bank loans (sometimes referred to as senior floating rate loans or leveraged loans, but referred to herein as "bank loans"), but may also invest in any debt obligation approved by the Investment Manager's credit research process and deemed to be consistent with the investment objectives of the Fund. The Fund's exposure to bank loans will generally be through assignment of credit agreements or (to a lesser extent) through loan participations.

### Misure di Rischio

|                   |   |                 |   |
|-------------------|---|-----------------|---|
| 3Y Alpha          | - | 3Y Sharpe Ratio | - |
| 3Y Beta           | - | 3Y Std Dev      | - |
| 3Y R-Squared      | - | 3Y Risk         | - |
| 3Y Info Ratio     | - | 5Y Risk         | - |
| 3Y Tracking Error | - | 10Y Risk        | - |

Basati su Morningstar Global High-Yield Bond GR USD (dove applicabile)

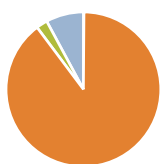
### Rendimenti



| Rend. Cumulati % | Fondo | Bmk   | Cat   | Rendimenti Trimestrali % | Q1   | Q2   | Q3   | Q4    |
|------------------|-------|-------|-------|--------------------------|------|------|------|-------|
| 3-Mesi           | 7,35  | 5,86  | 6,49  | 2025                     | -    | -    | -    | -     |
| 6-Mesi           | 9,55  | 9,41  | 10,65 | 2024                     | 5,15 | 2,02 | 0,95 | 7,92  |
| 1-Anno           | 14,78 | 12,86 | 12,37 | 2023                     | 0,93 | 1,11 | 2,01 | 3,00  |
| 3-Anni Ann.ti    | -     | -     | -     | 2022                     | -    | -    | 5,45 | -3,23 |
| 5-Anni Ann.ti    | -     | -     | -     | 2021                     | -    | -    | -    | -     |
| 10-Anni Ann.ti   | -     | -     | -     |                          |      |      |      |       |

Rendimenti aggiornati al 04/02/2025

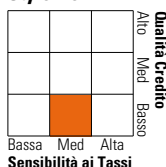
### Portafoglio 31/12/2024



| Asset Allocation % | Netta |
|--------------------|-------|
| Azioni             | 0,12  |
| Obbligazioni       | 89,66 |
| Liquidità          | 2,35  |
| Altro              | 7,88  |

### Fixed Income

#### Style Box™



Fondo Duration Effettiva 4,03

Maturità effettiva 9,11

Qualità Credito Media BB

| Credit Quality % | Fondo | Credit Quality % | Fondo |
|------------------|-------|------------------|-------|
| AAA              | 21,60 | BBB              | 9,14  |
| AA               | 0,07  | BB               | 26,22 |
| A                | 1,68  | B                | 28,63 |
|                  |       | Below B          | 5,76  |
|                  |       | Not Rated        | 6,90  |

### Titoli principali

| Nome  | Settore | %     |
|---|---------|-------|
| Us 10Yr Tyh5 03-25                          | -       | 5,75  |
| Acgb 10Yr Xmh5 03-25                        | -       | 5,14  |
| Wellington Em Lcl Dbt Adv Bt...             | -       | 3,70  |
| Federal National Mortgage...                | -       | 3,20  |
| United States Treasury Notes...             | -       | 3,18  |
| United States Treasury Bonds...             | -       | 2,42  |
| Wellington Euro HY Bond USD...              | -       | 2,38  |
| Federal National Mortgage...                | -       | 1,73  |
| United States Treasury Notes...             | -       | 1,36  |
| Ultra US Treasury Bond...                   | -       | 1,32  |
| % Primi 10 Titoli sul Patrimonio            |         | 30,18 |
| Numero Complessivo di Titoli Azionari       |         | 5     |
| Numero Complessivo di Titoli Obbligazionari |         | 1.014 |

### Fixed Income Sector Weightings %

|                          | Fondo |
|--------------------------|-------|
| Governativo              | 7,06  |
| Societario               | 54,85 |
| Cartolarizzazioni        | 23,30 |
| Enti Locali              | 0,24  |
| Liquidità ed equivalenti | 2,10  |
| Derivati                 | 12,45 |
| Coupon Range %           | Fondo |
| 0 coupon                 | 4,46  |
| Da 0 a 4 cedole          | 22,03 |
| Da 4 a 6 cedole          | 25,75 |
| Da 6 a 8 cedole          | 20,76 |
| Da 8 a 10 cedole         | 14,12 |
| Da 10 a 12 cedole        | 6,08  |
| Oltre 12 cedole          | 6,79  |

### Scadenze %

|            | Fondo |
|------------|-------|
| da 1 a 3   | 6,27  |
| da 3 a 5   | 30,09 |
| da 5 a 7   | 14,80 |
| da 7 a 10  | 11,02 |
| da 10 a 15 | 6,75  |
| da 15 a 20 | 4,42  |
| da 20 a 30 | 17,22 |
| oltre 30   | 5,63  |

### Anagrafica

|                        |                                |                         |              |                              |             |
|------------------------|--------------------------------|-------------------------|--------------|------------------------------|-------------|
| Società di Gestione    | Wellington Luxembourg S.à r.l. | Patrimonio Classe (Mln) | 1,87 USD     | Investimento Min. Ingresso   | 250.000 USD |
| Telefono               | -                              | Domicilio               | LUSSEMBURGO  | Investimento Min. Successivo | 1.000 USD   |
| Web                    | http://www.wellingtonfunds.com | Valuta del Fondo        | USD          | T.E.R.                       | -           |
| Data di Partenza       | 23/06/2022                     | UCITS                   | No           | Spese correnti               | -           |
| Nome del Gestore       | Campe Goodman                  | Inc/Acc                 | Inc          | Commissione di incentivo     | -           |
| Data Inizio Gestione   | 15/01/2014                     | ISIN                    | LU2487613007 |                              |             |
| NAV (04/02/2025)       | USD 10,48                      |                         |              |                              |             |
| Patrimonio Netto (Mln) | 1.501,87 USD                   |                         |              |                              |             |

(31/12/2024)